

First Lutheran Church
Statement of Income and Expense by Account
October of Fiscal Year 2020
Responsibility: All
Fund: 01 - General

	Current Month			Annual Budget, Y.T.D. Actual			
	Budget	Actual	%	Budget	Actual	%	Remaining
Income							
Major: Income // Minor: Income							
Envelope Receipts	80,000.00	62,344.16	77.93%	960,000.00	764,294.81	79.61%	195,705.19
Loose Offering	687.50	0.00	0.00%	8,250.00	991.71	12.02%	7,258.29
Sunday School Offering	16.67	1.75	10.50%	200.00	73.38	36.69%	126.62
Interest Income	0.00	0.88	-	0.00	7.28	-	-7.28
Misc/Building Use Income	770.83	205.00	26.59%	9,250.00	2,947.98	31.87%	6,302.02
Thrivent Choice Funds	375.00	0.00	0.00%	4,500.00	0.00	0.00%	4,500.00
Dimensions Income	833.33	2,000.00	240.00%	10,000.00	6,000.00	60.00%	4,000.00
Total Income	82,683.33	64,551.79	78.07%	992,200.00	774,315.16	78.04%	217,884.84
	82,683.33	64,551.79	78.07%	992,200.00	774,315.16	78.04%	217,884.84

Expense

	Current Month			Annual Budget, Y.T.D. Actual			
	Budget	Actual	%	Budget	Actual	%	Remaining
Major: Benevolence // Minor: Benevolence							
ELCA - Nebraska Synod	9,603.75	7,419.00	77.25%	115,245.00	91,078.00	79.03%	24,167.00
Major: Special Benevolences // Minor: Special Benevolences							
World Hunger	541.67	542.00	100.06%	6,500.00	5,416.00	83.32%	1,084.00
LWR Disaster Relief	41.67	0.00	0.00%	500.00	0.00	0.00%	500.00
BackPack/Food Bank/Bridge	250.00	0.00	0.00%	3,000.00	2,500.00	83.33%	500.00
Lutheran Food Pantry	83.33	0.00	0.00%	1,000.00	1,000.00	100.00%	0.00
Bread For The World	41.67	0.00	0.00%	500.00	500.00	100.00%	0.00
Global Mission in Action	16.67	0.00	0.00%	200.00	0.00	0.00%	200.00
Lutheran Family Services	283.33	0.00	0.00%	3,400.00	1,700.00	50.00%	1,700.00
Matt Tailbot Kitchen	100.00	0.00	0.00%	1,200.00	825.09	68.76%	374.91
Fresh Start	141.67	0.00	0.00%	1,700.00	1,700.00	100.00%	0.00
Tabitha (Meals on Wheels)	307.92	0.00	0.00%	3,695.00	2,000.00	54.13%	1,695.00
UNL Capital Campaign	1,666.67	1,666.67	100.00%	20,000.00	16,666.70	83.33%	3,333.30
UNL Intern Support	333.33	0.00	0.00%	4,000.00	3,000.00	75.00%	1,000.00
Prison Min/Bridge To Hope	145.83	0.00	0.00%	1,750.00	1,750.00	100.00%	0.00
Neb Campus Luth Ministry	41.67	0.00	0.00%	500.00	500.00	100.00%	0.00
Hunger/Cithing Discretion	37.17	0.00	0.00%	446.00	100.00	22.42%	346.00
Camp Carol Joy Holling	83.33	0.00	0.00%	1,000.00	1,000.00	100.00%	0.00
Total Expense	4,115.93	2,208.67	53.66%	49,391.00	38,657.79	78.27%	10,733.21

First Lutheran Church
Statement of Income and Expense by Account
 October of Fiscal Year 2020
 Responsibility: All
 Fund: 01 - General

	Current Month				Annual Budget, Y.T.D. Actual			
	Budget	Actual	%	Remaining	Budget	Actual	%	Remaining
Staff Professional Exp	25.00	0.00	0.00%	25.00	300.00	100.00	33.33%	200.00
Staff Hospitality	37.50	0.00	0.00%	37.50	450.00	97.96	21.77%	352.04
Conf / Wkshps (staff)	216.67	0.00	0.00%	216.67	2,600.00	0.00	0.00%	2,600.00
Synod Assembly(non-staff)	175.00	0.00	0.00%	175.00	2,100.00	0.00	0.00%	2,100.00
Auto & Travel	1,000.00	301.66	30.17%	698.34	12,000.00	6,409.69	53.41%	5,590.31
Postage	143.75	0.00	0.00%	143.75	1,725.00	1,224.60	70.99%	500.40
Office Supplies	383.33	68.84	17.96%	314.49	4,600.00	3,779.69	82.17%	820.31
Banking Fees	150.00	175.75	117.17%	-25.75	1,800.00	1,717.35	95.41%	82.65
Insurance	2,000.00	1,845.38	92.27%	154.62	24,000.00	18,858.51	78.58%	5,141.49
Utilities / Telephone	2,916.67	3,479.71	119.30%	-563.04	35,000.00	26,715.56	76.33%	8,284.44
Janitorial Supplies	166.67	133.80	80.28%	32.87	2,000.00	1,690.55	84.53%	309.45
Repairs & Maintenance	1,000.00	613.21	61.32%	386.79	12,000.00	10,166.76	84.72%	1,833.24
Service Contracts	358.33	163.00	45.49%	195.33	4,300.00	2,579.39	59.99%	1,720.61
Lawn Care / Snow Removal	225.00	118.83	52.81%	106.17	2,700.00	1,360.75	50.40%	1,339.25
Maintenance Reserve Fund	500.00	500.00	100.00%	0.00	6,000.00	5,000.00	83.33%	1,000.00
Mortgage Transition Fund	2,098.33	2,100.00	100.08%	-1.67	25,180.00	20,980.00	83.32%	4,200.00
Background Checks	20.83	0.00	0.00%	20.83	250.00	162.00	64.80%	88.00
Computer Needs	83.33	0.00	0.00%	83.33	1,000.00	939.78	93.98%	60.22
Printer Expense	366.67	641.94	175.07%	-275.27	4,400.00	2,863.81	65.09%	1,536.19
Year-End Closing Account	0.00	0.00	--	0.00	0.00	0.00	--	0.00
Total Expense	65,987.67	53,452.02	81.13%	12,435.65	790,652.00	578,788.04	73.20%	211,863.96
	82,683.35	64,098.76	77.52%	18,584.59	992,200.00	732,502.76	73.83%	259,697.24
Income Less Expense	-0.02	453.03	5,150.00%	-453.05	0.00	41,812.40	--	-41,812.40

FIRST LUTHERAN CHURCH
October 31, 2020

RECEIPTS	10-months	BUDGET	
	2020 Actual	10-months	2020
Envelope Receipts	764,295	800,000	960,000
Loose Receipts	992	6,875	8,250
Sunday School	80	167	200
Offering Receipts	\$765,367	\$807,042	\$968,450
Misc & Building Use	2,948	7,708	9,250
Thrivent Choice Funds (Fund II if needed at y/e)	-	3,750	4,500
Dimensions Early Childhood Income	6,000	8,333	10,000
Other Receipts	\$8,948	\$19,792	\$23,750
TOTAL RECEIPTS	\$774,315	\$826,833	\$992,200

RECEIPTS -\$52,518
under budget

EXPENSES	10-months	BUDGET	
	2020 Actual	10-months	2020
ELCA & Nebraska Synod	\$91,078	\$96,038	\$115,246
% of Offering Receipts	11.90%	11.90%	11.90%
Benevolence / Serving			
World Hunger	5,416	5,417	6,500
LWR Disaster Relief	-	417	500
Lutheran Food Pantry	1,000	833	1,000
BackPack / Food Bank / Bridges Out Of Poverty	2,500	2,500	3,000
Bread For The World	500	417	500
Global Mission In Action (GMIA)	-	167	200
Lutheran Family Services	1,700	2,833	3,400
Matt Talbot Kitchen	825	1,000	1,200
Fresh Start	1,700	1,417	1,700
Tabitha (Meals on Wheels)	2,000	3,079	3,695
Prison Ministry / Bridges To Hope	1,750	1,458	1,750
UNL Capital Campaign	16,667	16,667	20,000
UNL Intern Support	3,000	3,333	4,000
Nebraska Campus Lutheran Ministries	500	417	500
Camp Carol Joy Holling	1,000	833	1,000
Hunger/Clothing Discretionary	100	371	445
	\$38,658	\$41,158	\$49,390
% of Offering Receipts	5.05%	5.10%	5.10%
Worship			
Devotional Materials	309	325	390
Worship Supplies	7,390	4,375	5,250
Celebration/Speakers	-	-	-
Music Honoraria	-	750	900
Music/Choir	1,748	2,667	3,200
Music Conferences/Workshops	98	417	500
Organ/Plano Maintenance	501	1,583	1,900
Choir Fellowship	-	125	150
Drama Ministry	-	42	50
	\$10,046	\$10,283	\$12,340

	10-months	BUDGET	
	2020 Actual	10-months	2020
Learning			
Early Childhood	83	500	600
Elementary	888	1,583	1,900
Middle School	2,431	3,333	4,000
High School	6,696	5,833	7,000
Adults	245	833	1,000
Library & Media	-	63	75
The Lutheran	721	748	897
Advocacy	-	42	50
Creation Care	-	83	100
	\$11,064	\$13,018	\$15,622
Hospitality / Care			
Hospitality	1,036	4,417	5,300
Stewardship	1,108	1,000	1,200
Fellowship	104	167	200
Funeral Lunches	129	167	200
Stephen Ministry	492	1,583	1,900
God's Work Our Hands	-	125	150
	\$2,869	\$7,458	\$8,950
Support			
Compensation	355,677	398,517	478,220
Pension/Health Insurance	81,019	101,764	122,117
Payroll Tax	31,242	32,675	39,210
Continuing Education	2,274	4,167	5,000
Pastors Professional Expense	130	333	400
Staff Professional Expense	100	250	300
Staff Hospitality	98	375	450
Staff Development	303	250	300
Conferences/Workshops (staff)	-	2,167	2,600
Synod Assembly (non-staff)	-	1,750	2,100
Auto & Travel	6,410	10,000	12,000
Postage	1,225	1,438	1,725
Background Checks	162	208	250
Office Supplies	3,780	3,833	4,600
Banking Fees	1,717	1,500	1,800
Communications	3,497	2,500	3,000
Printer Expense	2,864	3,667	4,400
Computer Needs	940	833	1,000
Insurance	18,858	20,000	24,000
Utilities/Telephone	26,715	29,167	35,000
Janitorial Supplies	1,690	1,667	2,000
Repairs & Maintenance	10,167	10,000	12,000
Maintenance Reserve Fund	5,000	5,000	6,000
Mortgage Transition Fund	20,980	20,983	25,180
Service Contracts	2,579	3,583	4,300
Lawn Care/Snow Removal	1,361	2,250	2,700
	\$578,788	\$658,877	\$790,652
TOTAL EXPENSES	\$732,503	\$826,833	\$992,200

EXPENSES

-\$94,330
under budget

RECEIPTS LESS EXPENSES

\$41,812
SURPLUS

BUDGET	2015		2016		2017		2018		2019		2020	
Pledged \$	779,318	257	809,806	276	823,041	261	841,380	261	792,062	243	800,123	234
Non-Pledged \$	159,132	pledges	130,194	pledges	158,959	pledges	149,120	pledges	175,938	pledges	159,877	pledges
Envelope Receipts budgeted	938,450		940,000		982,000		990,500		968,000		960,000	

3 MONTHS PRO-RATA = 25.0%

ACTUAL	3 mos. 2015		3 mos. 2016		3 mos. 2017		3 mos. 2018		3 mos. 2019		3 mos. 2020	
Pledged \$ received	202,848	26.0%	195,084	24.1%	193,814	23.5%	211,347	25.1%	234,762	29.6%	244,990	30.6%
Non-pledged \$ received	28,846	18.1%	28,931	22.2%	46,292	29.1%	37,354	25.0%	26,166	14.9%	32,472	20.3%
Envelope Receipts actual	231,694	24.7%	224,015	23.8%	240,106	24.5%	248,701	25.1%	260,928	27.0%	277,462	28.9%

4 MONTHS PRO-RATA = 33.3%

ACTUAL							4 mos. 2019		4 mos. 2020	
Pledged \$ received							291,614	36.8%	304,708	38.1%
Non-pledged \$ received							36,206	20.6%	49,190	30.8%
Envelope Receipts actual							327,820	33.9%	353,898	36.9%

5 MONTHS PRO-RATA = 41.7%

ACTUAL							5 mos. 2019		5 mos. 2020	
Pledged \$ received							346,658	43.8%	380,423	47.5%
Non-pledged \$ received							46,986	26.7%	61,266	38.3%
Envelope Receipts actual							393,644	40.7%	441,689	46.0%

6 MONTHS PRO-RATA = 50.0%

ACTUAL	6 mos. 2015		6 mos. 2016		6 mos. 2017		6 mos. 2018		6 mos. 2019		6 mos. 2020	
Pledged \$ received	374,330	48.0%	394,728	48.7%	381,922	46.4%	405,023	48.1%	406,543	51.3%	439,672	55.0%
Non-pledged \$ received	64,257	40.4%	56,360	43.3%	80,785	50.8%	64,470	43.2%	62,107	35.3%	65,484	41.0%
Envelope Receipts actual	438,587	46.7%	451,088	48.0%	462,707	47.1%	469,493	47.4%	468,650	48.4%	505,156	52.6%

7 MONTHS PRO-RATA = 58.3%

ACTUAL							7 mos. 2019		7 mos. 2020	
Pledged \$ received							479,983	60.6%	511,841	64.0%
Non-pledged \$ received							93,296	53.0%	69,617	43.5%
Envelope Receipts actual							573,279	59.2%	581,458	60.6%

8 MONTHS PRO-RATA = 66.7%

ACTUAL							8 mos. 2019		8 mos. 2020	
Pledged \$ received							543,753	68.7%	568,037	71.0%
Non-pledged \$ received							103,222	58.7%	78,616	49.2%
Envelope Receipts actual							646,975	66.8%	646,653	67.4%

9 MONTHS PRO-RATA = 75.0%

ACTUAL	9 mos. 2015		9 mos. 2016		9 mos. 2017		9 mos. 2018		9 mos. 2019		9 mos. 2020	
Pledged \$ received	571,805	73.4%	596,111	73.6%	614,351	74.6%	638,927	75.9%	602,128	76.0%	620,077	77.5%
Non-pledged \$ received	94,869	59.6%	94,072	72.3%	111,135	69.9%	93,007	62.4%	114,773	65.2%	81,874	51.2%
Envelope Receipts actual	666,674	71.0%	690,183	73.4%	725,486	73.9%	731,934	73.9%	716,901	74.1%	701,951	73.1%

10 MONTHS PRO-RATA = 83.3%

ACTUAL	10 mos. 2015		10 mos. 2016		10 mos. 2017		10 mos. 2018		10 mos. 2019		10 mos. 2020	
Pledged \$ received	637,754	81.8%	674,350	83.3%	679,789	82.6%	699,642	83.2%	661,310	83.5%	673,663	84.2%
Non-pledged \$ received	104,990	66.0%	105,572	81.1%	123,977	78.0%	103,291	69.3%	122,363	69.5%	90,632	56.7%
Envelope Receipts actual	742,744	79.1%	779,922	83.0%	803,766	81.8%	802,933	81.1%	783,673	81.0%	764,295	79.6%

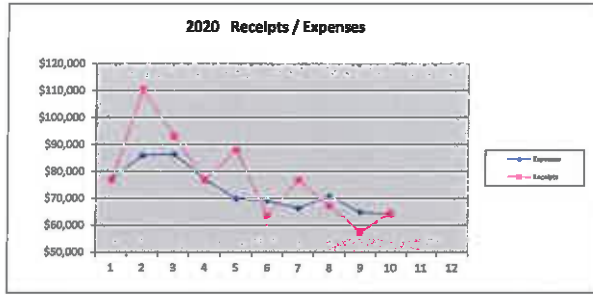
11 MONTHS PRO-RATA = 91.7%

ACTUAL	11 mos. 2015		11 mos. 2016		11 mos. 2017		11 mos. 2018		11 mos. 2019		11 mos. 2020	
Pledged \$ received	704,177	90.4%	731,616	90.3%	737,408	89.6%	762,871	90.7%	722,223	91.2%	-	0.0%
Non-pledged \$ received	119,395	75.0%	118,013	90.6%	135,628	85.3%	113,972	76.4%	133,481	75.9%	-	0.0%
Envelope Receipts actual	823,572	87.8%	849,629	90.4%	873,036	88.9%	876,843	88.5%	855,704	88.4%	-	0.0%

12 MONTHS PRO-RATA = 100.0%

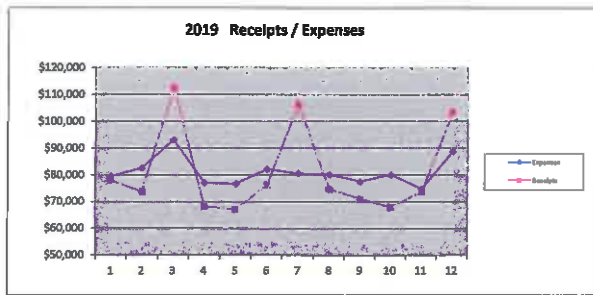
ACTUAL	12 mos. 2015		12 mos. 2016		12 mos. 2017		12 mos. 2018		12 mos. 2019		12 mos. 2020	
Pledged \$ received	772,617	99.1%	813,462	100.5%	809,004	98.3%	834,239	99.2%	789,567	99.7%	-	0.0%
Non-pledged \$ received	156,119	98.1%	128,236	98.5%	167,757	105.5%	133,450	89.5%	162,654	92.4%	-	0.0%
Envelope Receipts actual	928,736	99.0%	941,698	100.2%	976,761	99.5%	967,689	97.7%	952,221	98.4%	-	0.0%

OCTOBER 2020



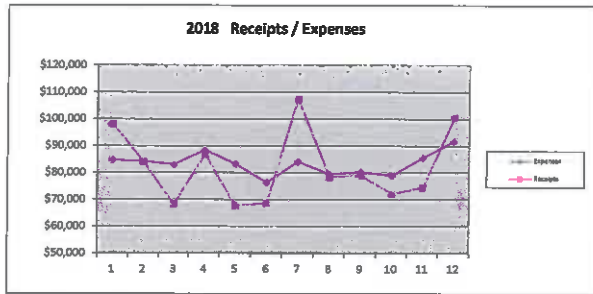
2020	Days Sunday	Receipts		Expenses		Difference	
		CM	YTD	CM	YTD	CM	YTD
Jan		76,680	76,680	77,392	77,392	-712	-712
Feb		110,533	187,213	86,133	163,525	24,400	23,688
March	**	93,077	280,290	86,533	250,058	6,544	30,232
April		76,647	356,937	76,984	327,042	-337	29,895
May	**	87,827	444,864	69,843	396,885	18,084	47,979
June		83,492	508,356	69,264	466,149	-5,772	42,207
July		76,733	585,089	66,397	532,546	10,336	52,543
Aug	**	67,196	652,285	70,902	603,448	-3,706	48,837
Sept		57,478	709,763	64,956	668,404	-7,478	41,359
Oct	**	64,552	774,315	64,099	732,503	453	41,812
Nov							
Dec							

\$6,286 pre-paid pledges remain to be booked November - December



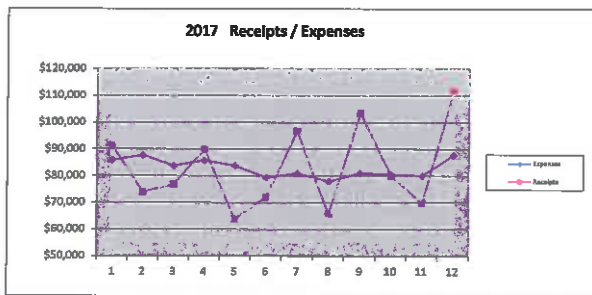
2019	Days Sunday	Receipts		Expenses		Difference	
		CM	YTD	CM	YTD	CM	YTD
Jan		77,995	77,995	79,574	79,574	-1,579	-1,579
Feb		73,827	151,822	82,371	162,345	-8,544	-10,523
March	**	112,486	264,308	93,029	255,174	19,457	9,134
April		68,159	332,467	77,048	392,222	-8,889	245
May		67,145	399,612	76,815	409,037	-9,670	-9,425
June	**	76,292	475,904	82,175	491,212	-5,883	-15,308
July		106,234	582,138	80,617	571,829	25,617	10,309
Aug	**	74,708	656,846	80,286	652,115	-5,578	4,731
Sept		71,196	728,042	77,597	739,712	-6,401	-1,670
Oct	**	67,967	796,009	80,083	809,795	-12,116	-13,786
Nov		73,888	869,897	74,755	884,550	-867	-14,653
Dec	**	103,418	973,315	88,765	973,315	14,653	0

Transferred \$4,272.50 from Fund B
Thruwest Choice funds to balance budget



	Receipts		Expenses		Difference		
	CM	YTD	CM	YTD	CM	YTD	
2018							
(Five Sunday Months)							
Jan	98,418	98,418	85,154	85,154	13,264	13,264	
Feb	84,592	182,950	84,563	169,717	-31	13,233	
March	68,966	251,516	83,363	253,080	-14,797	-1,564	
April	**	87,084	338,600	88,748	341,828	-1,664	-3,228
May		68,081	406,681	83,625	425,453	-15,544	-18,772
June		68,960	475,541	76,779	502,232	-7,819	-26,591
July	**	107,701	583,342	84,494	666,726	23,207	-3,384
Aug		78,779	662,121	79,816	665,542	-1,037	-4,421
Sept	**	79,203	741,322	80,727	747,268	-1,526	-5,947
Oct		72,493	813,755	79,297	826,566	-6,864	-12,811
Nov		74,822	888,577	85,906	912,472	-11,084	-23,895
Dec	**	100,648	989,225	91,974	1,004,446	8,674	-15,221

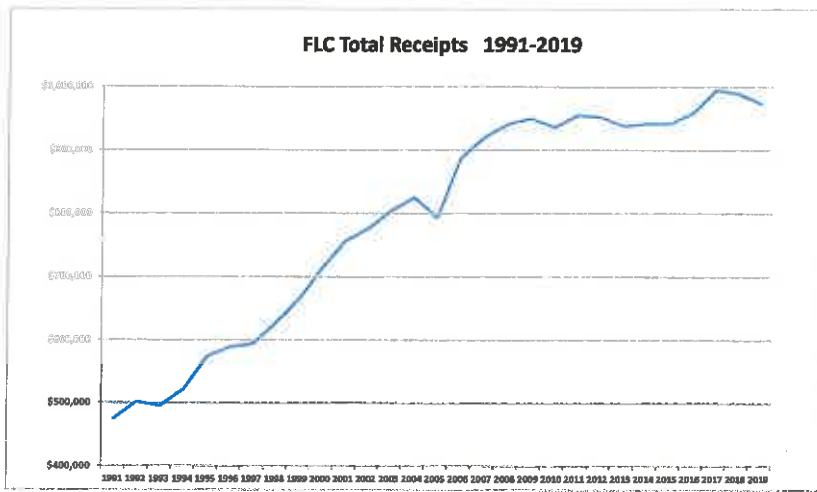
transferred \$7,000.00 from Fund II
 The West Choice funds to get to
 \$15,220.00 deficit position
 Transfer from Fund II Main Reserve \$9,965.97
 Transfer from unassigned member gifts - Fund I \$5,254.03



	Receipts		Expenses		Difference		
	CM	YTD	CM	YTD	CM	YTD	
2017							
(33 Sundays in 2017)							
Jan	**	91,223	85,973	85,973	5,250	5,250	
Feb		74,033	165,256	87,771	173,744	-13,738	-8,488
March		76,723	241,979	83,830	257,574	-7,107	-15,595
April	**	85,854	331,863	85,838	349,412	-4,046	-11,549
May		63,546	395,809	83,848	427,260	-19,922	-21,451
June		72,124	467,933	79,482	506,742	-7,358	-38,809
July	**	96,720	564,653	81,075	587,817	15,645	-23,164
Aug		65,855	630,508	78,045	685,862	-12,190	-35,354
Sept	**	103,419	733,927	81,129	746,991	22,290	-13,064
Oct	**	80,036	813,969	80,659	827,650	-623	-13,687
Nov	**	69,295	833,828	80,156	907,806	-10,291	-23,918
Dec	**	111,671	995,559	87,753	995,599	23,918	0

transferred \$6,355.50 from Fund II
 The West Choice funds to balance budget

2016
2015
2014
2013
2012
2011
2010
2009
2008
2007
2006
2005
2004
2003
2002
2001
2000
1999
1998
1997
1996
1995
1994
1991 - 1999



Year	Receipts	% Change
1991	\$ 475,488	
1992	\$ 502,673	5.7%
1993	\$ 495,890	-1.3%
1994	\$ 521,959	5.3%
1995	\$ 573,731	9.9%
1996	\$ 586,478	2.6%
1997	\$ 594,150	1.0%
1998	\$ 627,954	5.7%
1999	\$ 665,191	5.9%
2000	\$ 734,139	7.4%
2001	\$ 756,435	5.9%
2002	\$ 775,843	2.5%
2003	\$ 804,594	3.7%
2004	\$ 834,991	2.5%
2005	\$ 792,604	-3.9%
2006	\$ 887,179	11.9%
2007	\$ 920,539	3.8%
2008	\$ 941,170	2.2%
2009	\$ 950,224	1.0%
2010	\$ 936,135	-1.5%
2011	\$ 955,308	2.0%
2012	\$ 952,098	-0.3%
2013	\$ 938,138	-1.5%
2014	\$ 941,872	0.4%
2015	\$ 941,867	0.0%
2016	\$ 958,595	1.8%
2017	\$ 995,559	3.9%
2018	\$ 989,225	-0.6%
2019	\$ 979,915	-1.6%

10/31/2020

FUND II -- ACCOUNT ANALYSIS

		<u>BALANCE</u> <u>12/31/2019</u>	<u>RECEIPTS</u>	<u>EXPENSES</u>	<u>INTEREST</u>	<u>TRANSFER</u>	<u>BALANCE</u> <u>10/31/2020</u>
Housing Fund	Checking Acct	637.48	1,250.00		0.04	(1,600.00)	287.52
	Money Mkt Acct	5,820.61			5.01	1,600.00	7,425.62
	Housing Loan - Pastor Eller	10,000.00		(1,250.00)			8,750.00
Designated Fund	Checking Acct	123.65	65,575.64	(69,611.77)	0.02	10,000.00	6,087.54
	Money Mkt Acct	128,580.22			106.93	(10,000.00)	118,687.15
Memorial Fund	Checking Acct	1,432.74	5,628.00	(20,444.26)	0.05	16,000.00	2,616.53
	Money Mkt Acct	34,925.80			27.95	(16,000.00)	18,953.75
Flower Fund	Checking Acct	1,309.26		(303.76)	0.04	(1,000.00)	5.54
	Money Mkt Acct	1,724.46			1.53	1,000.00	2,725.99
Music Fund	Checking Acct	1,046.65	375.00		0.05	(1,000.00)	421.70
	Money Mkt Acct	2,267.10			1.98	1,000.00	3,269.08
Youth Fund	Checking Acct	552.71	15,793.94	(6,373.59)	0.18	(9,700.00)	273.24
	Money Mkt Acct	1,078.60			1.72	9,700.00	10,780.32
Capital Campaign Fund	Checking Acct	61,053.08	458,211.49	(310,097.13)	2.10	(165,000.00)	44,169.54
	Money Mkt Acct	81,028.67		(243,585.37)	40.05	165,000.00	2,483.35
	Mission Investment Chkg Acct	241.31	424.18		135.03		800.52
Mortgage Transition Fund	Checking Acct	400.41	22,635.00		0.49	(18,800.00)	4,235.90
	Money Mkt Acct	22,532.82			20.45	18,800.00	41,353.27
Maintenance Reserve Fund	Checking Acct	116.90	5,000.00		0.06	(4,000.00)	1,116.96
	Money Mkt Acct	41,047.23			34.74	4,000.00	45,081.97
Sabbatical Fund	Checking Acct	371.65					371.65
	Money Mkt Acct	10,932.38			9.17		10,941.55
Ministry Initiative Fund	Checking Acct	556.54					556.54
	Money Mkt Acct	12,149.99			10.18		12,160.17
Fair Trade Fund	Checking Acct	2,063.11	888.50	(915.92)	0.07		2,035.76
Seminary Scholarship Fund	Checking Acct	12.05	2,657.20	(1,000.00)	0.02	(1,000.00)	669.27
	Money Mkt Acct	3,776.41			3.21	1,000.00	4,779.62
		<u>\$425,781.83</u>	<u>\$578,438.95</u>	<u>(\$653,581.80)</u>	<u>\$401.07</u>	<u>\$0.00</u>	<u>\$351,040.05</u>

10/31/2020

DESIGNATED ACCOUNT

8,779.82	Pastor Discretionary Fund (see detail tab)
47,722.67	Columbarium (see detail tab)
5,978.14	Thrivent Choice (see detail tab)
497.79	First Learning Center scholarship fund (remaining funds)
555.86	Outdoor education classroom (\$2,525.00 from Memorial Fund in July 2020 plus \$100.00 donation 7-19-20 count sheet less \$2,069.14 expenses)
1,845.89	Martha Circle kitchen fund (cookbooks)
176.50	Book Nook books (pre-2009)
133.60	Memorials - library funds (4-19 and 5-10-09 count sheets) Janssen's (\$695.00 less \$561.40 disbursed)
1,000.00	Carol Reed (12-19-10 count sheet) funeral arrangements
385.00	2017 continuing ed carry-over - Masako \$385.00
1,000.00	2018 continuing ed carry-over - Masako \$1,000.00
1,071.90	2019 continuing ed carry-over - Masako \$1,000.00, Justin \$71.90
25.00	Goat Fund (including African children fund) - Kay Rockwell
1,782.84	Immigrant Support Fund Justin and Barbara J-F
5,241.69	First Friday Jazz Lee Rockwell
906.49	Funeral lunch supplies (Dennis Phelps 10-30-2011 count sheet \$1,000.00 less \$93.51 disbursed to-date)
7,726.10	Tanzania health care Karen Clementson
810.81	Social ministry discretionary Karen Lenzen
1,000.00	Olson memorial service (9-15-13 count sheet)
15,242.03	Backpack Program Kathy Dickey/Karen Lenzen
360.92	VBS (funds available from prior years)
3,520.30	Sudanese (Nuer) Worship Community Bol Ngok 402-617-2667 (Text)
2,577.17	Sudanese (Nuer) Worship Community -- FLC Bol Ngok 402-617-2667 (Text)

1,095.00	Camp scholarships (\$1,475 from various memorials July 2014/Aug 2015 less \$380 disbursed)
1,545.00	Carol Joy Hollings scholarships (from various memorials May 2015)
635.00	Youth mission trip scholarships (from various memorials May 2015)

<u>WEDDING DEPOSITS:</u>	<u>wedding date:</u>
--------------------------	----------------------

1,802.41	Kicks For Kids
(100.00)	Waffleman deposit for 2019 event (March 5, 2019?)
140.64	Fellowship Committee fund
1,366.05	Matt Talbot (Donna Nelson \$1,700 & Gary Schaepe \$800 less \$1,133.95 disbursed)
978.82	FaithTrek youth program (Brandon/Amanda Garrett \$50/month beginning March 2019 less \$121.18 disbursed) plus \$100.00 Mel Balabon memorial (5-5-19 count sheet Loretta Hammelmann)
221.06	Grief Support (\$938.76 receipts less \$317.70 disbursed) Judy Bailey
890.00	Sanctuary decorations 2020 (Poinsettias 2019 \$690.00 and Lilies 2020 \$200.00)
216.23	Spirituality Events (Epiphany workshop 1-11-2020 \$280.00 less \$63.77) Denise Mainquist
2,244.85	Food Pantry fund Judy Batterman

<u>150th ANNIVERSARY:</u>	
926.70	printing/stationary funds (\$1,000.00 less \$73.30 expenses)
2,090.00	donated funds from members
500.00	donation from Endowment Fund (Nov 2019)
1,000.00	Immanuel Community grant (9-1-19 count sheet)
(3,129.14)	purchase of anniversary sale items
3,234.72	Income from sale of anniversary items
(1,000.00)	ChefauChef LLC catering deposit for dinner 4-26-2020 (paid 2-1-19)
1,748.15	ticket sales for dinner

28.68	Interest
<u>\$124,774.69</u>	<u>BALANCE</u>

'Called To Welcome' Building Project

	Receipts	Welsh Fundraising	RDE	Hampton Construction	Disbursements	MIF Loan Advance	MIF Loan Interest	Other Expenses	Balance
2015 - 2021	\$21,635.03								\$21,635.03
2018									
January	\$2,155.93	(\$40.31)							\$23,750.65
February	\$1,065.90	(\$15,092.68)							\$5,723.87
March	\$59.01	(\$11,728.84)							(\$1,946.16)
April	\$132,702.70	(\$28,835.69)	(\$13,537.18)						\$88,303.67
May	\$176,394.78	(\$39,887.50)	(\$33,447.34)						\$211,363.61
June	\$104,624.45	(\$12,342.49)	(\$49,494.06)						\$251,551.51
July	\$710,612.02								\$1,040,000.00
August	\$125,693.33	(\$21,292.26)							\$865,782.25
September	\$118,057.06								\$877,979.31
October	\$23,693.52	(\$441.48)	(\$31,263.88)						\$869,567.47
November	\$84,170.99		(\$50,430.58)						\$897,304.02
December	\$124,991.13	(\$14,058.05)							\$794,303.24
	\$1,106,220.22	(\$81,949.03)	(\$220,283.51)	\$0.00	\$0.00	\$0.00	\$0.00	(\$29,580.07)	\$794,303.24
2019									
January	\$51,269.55		(\$7,310.07)						\$806,596.91
February	\$42,564.32			(\$127,209.50)					\$721,648.87
March	\$83,469.91		(\$5,479.20)	(\$160,149.53)					\$619,139.79
April	\$34,268.96		(\$8,299.86)	(\$216,397.90)					\$427,017.23
May	\$18,690.20		(\$6,694.00)						\$433,673.17
June	\$84,244.95		(\$6,146.87)	(\$752,509.94)	\$295,000.00				\$33,668.55
July	\$175,316.02		(\$5,421.87)	(\$429,094.68)	\$279,000.00				\$66,849.26
August	\$98,797.61		(\$5,928.53)	(\$251,972.37)	\$97,000.00				\$2,348.69
September	\$29,655.99		(\$5,721.19)				(\$1,644.72)		\$23,362.83
October	\$39,584.22		(\$5,971.87)	(\$504,563.19)	\$458,000.00				(\$10,341.53)
November	\$61,631.16		(\$4,175.43)						\$21,338.65
December	\$129,839.95			(\$579,357.74)	\$540,000.00				\$142,323.06
	\$894,970.06	\$0.00	(\$60,978.89)	(\$3,021,242.85)	\$1,669,000.00	\$14,915.58	(\$102,152.52)	(\$248.86)	\$142,323.06
2020									
January	\$62,658.88		(\$1,181.96)	(\$118,990.22)			(\$5,513.63)		\$40,943.29
February	\$64,197.70		(\$7,395.37)				(\$7,007.57)		\$16,634.19
March	\$45,338.98		(\$131,915.89)		\$130,000.00		(\$6,110.86)		\$55,697.48
April	\$54,081.97		(\$1,735.00)				(\$6,582.40)		\$57,073.17
May	\$51,821.90			(\$60,654.80)	\$50,000.00		(\$7,075.42)		\$75,170.13
June	\$31,603.89			(\$211,175.31)	\$225,000.00		(\$7,239.45)		\$89,796.58
July	\$35,899.98		(\$29,575.82)				(\$7,005.93)		\$112,475.77
August	\$66,224.51				(\$99,092.52)		(\$8,693.48)		\$34,412.44
September	\$16,204.61				(\$5,615.03)		(\$8,110.97)		\$34,541.05
October	\$24,975.34				(\$4,300.58)		(\$7,425.42)		\$47,453.41
November									
December	\$493,301.76	\$0.00	(\$32,492.78)	(\$594,129.59)	\$304,051.67		(\$70,719.23)	(\$154,481.68)	\$47,453.41
	\$2,463,327.67	(\$21,949.03)	(\$313,495.18)	(\$3,615,372.48)	\$1,957,051.67		(\$4,303,126.13)	(\$288,054.67)	\$47,453.41

TO-DATE TOTALS

Expected	Balance
2018	\$21,635.03
2019	\$806,596.91
2020	\$40,943.29
2021	\$55,697.48
2022	\$112,475.77
	\$2,740,054.67

OTHER EXPENSES:

\$ 7,342.35	T02 Engineering - surveying
\$ 23,725.00	Bookmann - asbestos removal
\$ 7,015.00	Mission Investment Fund - closing fees
\$ 5,226.06	Builders risk insurance
\$ 3,787.20	PODS storage/refuse container
\$ 85,319.00	Reigan-Schorder - pews/chairs
\$ 62,190.00	Wood Specialties - liturgical furnishings
\$ 15,000.00	Pianos Unlimited
\$ 3,576.38	White Castle Roofing - gutters/downspouts
\$ 8,100.00	AFI Fences - Dimensions playground fence
\$ 2,100.00	Allo - pull 12 data lines
\$ 9,198.64	Twin City Hardware - door hardware/re-keying
\$ 5,274.27	Landscaping
\$ 9,483.00	Wenger Corp - choir risers/accessories
\$ 39,311.77	Skylight replacement
\$ 286,054.67	

MORTGAGE TRANSITION FUND

10/31/2020

Receipts:

check received November 2018	13,000.00	Dorothy Ekblad estate gift
check received February 2020	1,000.00	Clara Wasenius estate gift
memorial funds transferred Feb 2020	75.00	Clara Wasenius memorial funds
memorial funds transferred May 2020	580.00	Al Wasenius memorial funds

transfer from 2019 Fund I budget	9,900.00
transfer from 2020 Fund I budget	20,980.00
	<u>\$45,535.00</u>

<u>Interest to-date:</u>	<u>\$54.17</u>
---------------------------------	----------------

<u>BALANCE</u>	<u>\$45,589.17</u>
-----------------------	---------------------------

10/31/2020

MEMORIAL FUND

1,080.10	John Christensen (remaining)
1,285.00	Virgil Schafer
721.00	Clara Rottmann
245.00	Dale Flotree
1,633.28	Randy Bailey (remaining)
3,895.00	Ron Reineke
510.00	Norma Thomsen
110.00	Darrell Troutman
335.00	Paul Kruse
2,850.00	Doug Zatechka
180.00	Noah Amland
475.00	Ron Johnson
920.00	Anne Sandin
3,715.00	Terry Clementson
545.00	Bill Tesar
435.00	Larry Glaser
2,162.00	Andrew Morrow
425.00	Elva Mares
48.90	interest

\$21,570.28 BALANCE

last receipt:

Dec-09
Feb-12
Sep-15
Feb-16
Jan-16
May-16
Aug-16
Aug-16
Sep-18
Mar-19
May-19
Apr-19
May-20
Nov-19
Feb-20
Jul-20
Oct-20
Oct-20

contact info:

Jan Christensen
Mariann Schafer/ Dean-Teri Martin
Paul Thoren - sister
Jeannene Flotree / Sharon Pilus
Judy Bailey
Julie Reineke
Bob & Pat Thomsen
Shirley Troutman
Jan Kruse
Jane Zatechka
Joan Carlson's son
Juli Johnson / Lee Rockwell
Liana Sandin
Karen Clementson
Carol Tesar
Cathy Gorka - daughter 402-730-9628
Molly Goninan
Jan Modica

THRIVENT CHOICE**10/31/2020****Receipts:**

2010	772.00
2011	4,184.00
2012	4,925.00
2013	3,992.00
2014	4,980.00
2015	3,767.00
2016	3,573.00
2017	930.00
2018	2,353.00
2019	1,745.00
2020	2,597.00
	<u>\$33,818.00</u>

Interest to-date:\$133.71**Disbursements to-date:**

<u>2012</u>	
outdoor activity area	(1,873.25)
<u>2013</u>	
adjust inventory value - FLC t-shirts/bags/sweatshirts	(800.61)
AV equipment purchased April 2012	(798.66)
<u>2014</u>	
mortgage pre-payment	(4,000.00)
<u>2016</u>	
Staff/Council appreciation dinner (Associate Pastor vacancy)	(892.36)
<u>2017</u>	
10 pictures/frames for outgoing 2016 & 2017 Council members	(400.00)
Judy Batterman retirement gift	(429.61)
Bonita Johnsen retirement gift	(500.00)
Heidi Widner gift (going to seminary)	(400.00)
Dan Warnes 30th anniversary ordination gift	(250.00)
Funds transferred to balance Fund I operating budget	(6,356.50)
<u>2018</u>	
Funds transferred to balance Fund I operating budget	(7,000.00)
<u>2019</u>	
Funds transferred to balance Fund I operating budget	(4,272.58)
	<u>(\$27,973.57)</u>

BALANCE\$5,978.14

PASTOR DISCRETIONARY FUND

10/31/2020

Contributions to-date	\$62,986.95	
Interest to-date	\$1,001.30	
Disbursements to-date	<u>(\$55,208.43)</u>	
Balance		<u>\$8,779.82</u>

10/31/2020 Continuing Ed / Professional Expense / Staff Development

DAN		\$416.67	CONTINUING EDUCATION	Jan-May 2020
	March	(\$100.00)		
	July	(\$316.67)	<i>(transfer to Seminary Scholarship Fund)</i>	
		<u>\$0.00</u>	Remaining	
		\$83.33	PROFESSIONAL EXPENSE	Jan-May 2020
		<u>\$83.33</u>	Remaining	
STEVE		\$500.00	CONTINUING EDUCATION	July-Dec 2020
	October	(\$120.00)		
		<u>\$380.00</u>	Remaining	
		\$100.00	PROFESSIONAL EXPENSE	July-Dec 2020
		<u>\$100.00</u>	Remaining	
JUSTIN		\$833.33	CONTINUING EDUCATION	Jan-Oct 2020
	September	(\$266.85)		
		<u>\$566.48</u>	Remaining	
		<i>carry-over from 2019</i>	\$71.90	
		\$166.67	PROFESSIONAL EXPENSE	Jan-Oct 2020
	March	(\$12.86)		
	July	(\$29.20)		
	September	(\$87.84)		
		<u>\$36.77</u>	Remaining	
MASAKO		\$1,000.00	CONTINUING EDUCATION	
	July	(\$40.00)		
	August	(\$180.54)		
		<u>\$779.46</u>	Remaining	
		<i>carry-over from 2019</i>	\$1,000.00	
		<i>carry-over from 2018</i>	\$1,000.00	
		<i>carry-over from 2017</i>	\$385.00	
		<u>\$100.00</u>	PROFESSIONAL EXPENSE	
		<u>\$100.00</u>	Remaining	
SUNNI		\$250.00	CONTINUING EDUCATION	Jan-March 2020
	January	(\$42.32)		
	February	(\$58.07)		
	March	(\$149.61)		
		<u>\$0.00</u>	Remaining	
		\$25.00	PROFESSIONAL EXPENSE	Jan-March 2020
		<u>\$25.00</u>	Remaining	
SHARON		\$1,000.00	CONTINUING EDUCATION	
	January	(\$333.88)		
	February	(\$652.68)		
	September	(\$13.44)		
		<u>\$0.00</u>	Remaining	
		\$100.00	PROFESSIONAL EXPENSE	
	September	(\$100.00)		
		<u>\$0.00</u>	Remaining	
STAFF DEVELOPMENT		\$300.00		
	January	(\$58.74)		
	July	(\$220.00)		
	October	(\$24.67)		
		<u>(\$3.41)</u>	Remaining	

10/31/2020 COLUMBARIUM RECAP

<u>Receipts:</u>		<u>Receipts:</u>		<u>Receipts:</u>	
	2006		2012		2018
\$4,000.00	June	\$450.00	January	\$2,000.00	April
2,000.00	July	1,000.00	August	2,000.00	August
3,000.00	August		2013	2,500.00	December
2,000.00	September	2,000.00	September		2019
	2007		2014	1,000.00	February
5,000.00	April	100.00	March	3,000.00	August
2,000.00	August	1,000.00	May	3,000.00	October
2,000.00	October	2,000.00	June		2020
	2008	4,000.00	August	2,000.00	January
150.00	March		2015	3,000.00	May
3,250.00	June	250.00	October	3,000.00	September
100.00	July	1,750.00	November		
1,850.00	August		2016		
1,150.00	September	2,000.00	January		
110.00	October	4,000.00	March		
	2009	1,000.00	June		
1,000.00	February	2,750.00	August		
1,000.00	March	750.00	October		
2,000.00	July	300.00	December		
2,350.00	November		2017		
	2010	2,000.00	February		
750.00	July	2,500.00	March		
200.00	October	2,000.00	April		
	2011	3,500.00	July		
2,000.00	April	495.00	September		
1,000.00	September				
2,000.00	October				
1,000.00	December				
				\$95,255.00	

Interest to-date: \$372.80

Disbursements:

(9,094.60)	columbarium (32 niches)
(14,308.05)	columbarium addition (40 niches)
(16,441.31)	columbarium addition (40 niches)
(672.06)	Plaque / name plates / engraving
0.00	Granite slab/footings (\$1,674.06) reimbursed by Lee & Kay Rockwell 9-2-2007
0.00	Bronze cross (\$4,314.00 + \$85.00 shipping) paid from Dave Mares memorial fund
(1,493.76)	Landscaping
(330.00)	Courtyard benches (3)
(750.00)	Jan Christensen - deposit refund Aug 2009
(500.00)	Dennis Jackson - deposit refund March 2010
(1,245.00)	Hy-Electric - cross lighting Jan 2013
(300.00)	Flipbook software (Tom Tiedgen)
(135.00)	Reifenrath Remodeling - granite removal Oct 2016
(2,385.00)	Midwest Granite Nov 2016
(250.35)	Hy-Electric - move LED lighting controls Nov 2016
<u>(\$47,905.13)</u>	

BALANCE \$47,722.67

SABBATICAL FUND**10/31/2020****Receipts:**

2000		from surplus	\$5,383.00
2001		from surplus	\$5,001.00
2007		from surplus	\$7,500.00
2010	(Pastor Brian Maas)	Lilly Endowment	\$40,956.00
			<u>\$58,840.00</u>

Interest to-date:\$701.37**Disbursements to-date:**

2008			
Bonita Johnsen			(2,885.34)
2011			
Brian Maas			(41,099.62)
2014			
Aaron Erdley			(2,508.68)
2017			
Sunni Richardson			(1,734.53)
			<u>(\$48,228.17)</u>

BALANCE**\$11,313.20**

MINISTRY INITIATIVE FUND**10/31/2020**

\$30,687.61	Initial deposit from 2007 surplus
5,476.40	Deposit from 2008 surplus
4,818.76	Deposit from 2010 surplus
6,860.89	Transfer from Hagstrom Fund December 2011
150.00	Gubser wedding May 2012
57,003.89	Transfer from Bennetch Fund May 2013
<u>\$104,997.55</u>	
<u>\$875.25</u>	Interest to-date
	<u>Disbursements to-date:</u>
(7,612.64)	Vicar Jody Rice salary/taxes/mileage Aug - Dec 2008
(1,547.18)	Library project
(1,971.93)	First Friday Jazz
(1,310.65)	2008 Photo directory (\$745.00 receipts less \$2,055.65 expenses)
(18,848.00)	Transfer to 2009 Fund I budget
(157.47)	Youth room lighting (for new projector)
(1,024.98)	55" flat screen TV/wall mount bracket for commons area
(712.97)	Dell laptop computer
(223.51)	Vicar Sara Timian utilities Aug - Dec 2010
(224.25)	Hertz Furniture (tables)
(275.00)	NAEYC seminar Nov 2013 Preschool Director Lisa Staab
(500.00)	Backpack Program
(3,000.00)	Creation Care Ministry (\$3,000 approved August 2014)
(1,300.00)	Peer Ministry Leadership Training (\$1,300 approved September 2014)
(870.43)	Divorce Care Ministry (\$1,000 approved August 2014)
(18,851.00)	to clear Pre-school negative cash balance (September 2014)
0.00	Peer Ministry @ NWU (\$2,750 approved January 2015)
0.00	Scientists in Congregations (\$2,335 approved January 2015)
(750.00)	Stephen Ministry "Journeying Through Grief" books (\$750 approved March 2015)
(32,207.92)	CBS Signs - digital sign (\$31,602 + installation approved March 2015)
(3,828.16)	Activity Center sound system (\$5,000 approved September 2015)
(4,970.00)	Storyhook (FLC branding project - phase 1 \$4,970 approved September 2016)
(4,970.00)	Storyhook (FLC branding project - phase 2 \$4,970 approved March 2017)
<u>(\$93,156.09)</u>	
<u>\$12,716.71</u>	BALANCE

SEMINARY SCHOLARSHIP FUND**10/31/2020****Receipts:**

pre-1998 receipts	\$2,000.00
from 1998 surplus	2,500.00
from 1999 surplus	2,000.00
from 2000 surplus	2,000.00
from 2001 surplus	4,448.00
Hagstrom fund transfer Dec 2011	13,721.78
Jan 2012 - combined seminary scholarship funds from Hagstrom request	7,886.08
July 2020 - transfer Dan Warnes unspent continuing education funds	2,657.20
	<u>\$37,213.06</u>

Interest to-date:\$335.83**Disbursements to-date:**

<u>2000</u>	Feb	Katherine Shaner	(1,250.00)
	Aug	Heather Grell	(1,000.00)
<u>2001</u>	April	Katherine Shaner	(1,500.00)
	Sept	Heather Grell	(2,000.00)
<u>2002</u>	March	Katherine Shaner	(1,500.00)
	Sept	Heather Grell	(1,000.00)
<u>2003</u>	Aug	Katherine Shaner	(2,500.00)
	Aug	Heather Grell	(1,000.00)
	Nov	Heather Grell	(350.00)
<u>2004</u>	May	Katherine Shaner	(1,000.00)
<u>2012</u>	Sept	Barb Oshlo	(3,000.00)
<u>2013</u>	August	Barb Oshlo	(3,000.00)
<u>2015</u>	August	Barb Oshlo	(3,000.00)
<u>2018</u>	May	Heidi Youngquist	(3,000.00)
	December	Heidi Youngquist	(3,000.00)
<u>2019</u>	August	Heidi Youngquist	(3,000.00)
<u>2020</u>	August	Heidi Youngquist	(1,000.00)
			<u>(\$32,100.00)</u>

BALANCE**\$5,448.89**

<u>Total by person:</u>		<u># of</u>
		<u>payments</u>
Katherine Shaner	\$7,750.00	5
Heather Grell	\$5,350.00	5
Barb Oshlo	\$9,000.00	3
Heidi Youngquist	\$10,000.00	4
	<u>\$32,100.00</u>	

'SIMPLY GIVING' RECEIPTS

2020

	Jan	Feb	March	April	May	June	July	Aug	Sept	Oct	Nov	Dec
Fund I												
Envelope Receipts - chkg acct	\$32,693.82	\$28,818.82	\$30,449.82	\$22,953.82	\$23,934.82	\$22,978.82	\$23,387.16	\$24,668.16	\$21,737.16	\$23,392.16		
Envelope Receipts - credit card	\$800.00	\$300.00	\$550.00	\$7,455.00	\$1,400.00	\$1,250.00	\$1,090.00	\$1,050.00	\$860.00	\$1,975.00		
% of total Envelope Receipts	44.4%	26.5%	33.6%	39.8%	28.9%	38.2%	32.1%	39.4%	40.9%	40.7%		
Fund II												
Capital Campaign - chkg acct	\$6,203.86	\$5,168.86	\$5,253.73	\$6,293.86	\$5,114.84	\$8,929.97	\$5,599.97	\$5,084.84	\$4,264.97	\$5,629.97		
Capital Campaign - credit card	\$350.00	\$350.00	\$1,850.00	\$350.00	\$350.00	\$150.00	\$150.00	\$150.00	\$150.00	\$150.00		
Food Pantry - chkg acct	\$25.00	\$25.00	\$25.00	\$350.00	\$225.00	\$25.00	\$200.00	\$125.00	\$25.00	\$125.00		
Food Pantry - credit card	\$200.00			\$200.00								
World Hunger - chkg acct	\$530.00	\$30.00	\$30.00	\$30.00	\$30.00	\$30.00	\$230.00	\$30.00	\$30.00	\$30.00		
Kicks For Kids - chkg acct	\$100.00								\$100.00			
Pastor's Discretionary - chkg acct	\$1,495.00			\$945.00	\$100.00	\$150.00	\$100.00	\$100.00		\$100.00		
Pastor's Discretionary - credit card	\$120.00											
Endowment Fund - chkg acct	\$100.00			\$100.00								
Endowment Fund - credit card	\$225.00			\$175.00						\$50.00		
Dan farewell gift - credit card	\$150.00			\$150.00								
FaithTrek youth - chkg acct	\$50.00	\$50.00	\$50.00	\$50.00	\$50.00	\$50.00	\$50.00	\$50.00	\$50.00	\$50.00		
Matt Talbot supplies - chkg acct	\$50.00	\$50.00	\$50.00	\$50.00	\$50.00	\$50.00	\$50.00	\$50.00	\$50.00	\$50.00		
Building use (outside users)	\$34.49		\$83.53									
Total	\$40,737.17	\$34,792.68	\$39,342.08	\$38,677.68	\$31,799.66	\$33,613.79	\$30,857.13	\$31,308.00	\$27,267.13	\$31,552.13	\$0.00	\$0.00

	2013	2014	2015	2016	2017	2018	2019	10 mos. 2020
Simply Giving								
Envelope Receipts - chkg acct	\$249,416.96	\$268,699.96	\$277,387.77	\$302,546.10	\$339,781.00	\$352,742.00	\$350,324.33	\$255,014.56
Envelope Receipts - credit card	\$0.00	\$0.00	\$0.00	\$0.00	\$467.00	\$4,441.27	\$1,600.00	\$16,730.00
% of total Envelope Receipts	27.3%	28.9%	29.9%	32.1%	34.8%	36.9%	37.0%	35.6%

FUND II BENEVOLENCE GIVING

2020

	<u>Jan</u>	<u>Feb</u>	<u>March</u>	<u>April</u>	<u>May</u>	<u>June</u>	<u>July</u>	<u>Aug</u>	<u>Sept</u>	<u>Oct</u>	<u>Nov</u>	<u>Dec</u>
TOTAL	\$0.00	\$317.40	\$255.00	\$1,728.14	\$6,447.22	\$530.00	\$1,530.00	\$255.00	\$475.00	\$1,319.00		
Gifts of Hope	\$13,526.76		\$200.00	\$500.00	\$725.00	\$800.00			\$50.00	\$1,645.00		
Food Pantry/World Hunger	\$20.00	\$20.00	\$20.00	\$20.00	\$25.00	\$25.00	\$25.00	\$25.00	\$25.00	\$25.00		
FLC Endowment Fund	\$30.00	\$300.00	\$50.00	\$5,538.21	\$3,290.00	\$310.00	\$250.00	\$150.00	\$100.00	\$100.00		
Social ministry discretionary			\$570.00							\$50.00		
Pastor's discretionary fund			\$760.00		\$20.00							
Bridges To Hope			\$200.00									
BackPack program			\$150.00	\$250.00	\$50.00	\$50.00	\$50.00	\$100.00	\$320.00	\$50.00		
Lent meals			\$50.00	\$50.00	\$50.00	\$50.00	\$50.00	\$50.00	\$50.00	\$50.00		
Advent meals									\$1,170.00	\$4,664.00		
Tanzania Health Care												
Capital View Adventist Church												
Matt Talbot	\$100.00	\$50.00										
Youth Faith Trek program	\$50.00	\$50.00										
Kicks for Kids (cash donations)	\$50.00	\$300.00										
Cedars Home												
CROP												
Lutheran World Relief									\$50.00	\$490.00		
Lutheran Disaster Response									\$900.00			
Liberian family assistance		\$100.00								\$50.00		
ELCA Where Needed Most												
ELCA Covid-19 Response Fund					\$650.00	\$50.00						
Outdoor education classroom							\$100.00					
Noisy Offering												
(UNL Open Shelf program)	\$77.47	\$177.40	\$58.77									
(Luth Disaster Relief Fund - South Sudan)												
TOTAL	\$997.47	\$1,314.80	\$2,313.77	\$8,086.35	\$11,257.22	\$1,015.00	\$2,805.00	\$580.00	\$3,140.00	\$8,443.00	\$0.00	\$0.00