

FIRST LUTHERAN CHURCH
March 31, 2021
Budget Recap

RECEIPTS	3-months	BUDGET	
	2021 Actual	3-months	2021
Envelope Receipts	213,149	229,000	916,000
Loose Receipts	303	1,000	4,000
Sunday School	2	25	100
Offering Receipts	\$213,454	\$230,025	\$920,100
Misc & Building Use	203	1,000	4,000
Dimensions Early Childhood Income	6,000	6,000	24,000
Other Receipts	\$6,203	\$7,000	\$28,000
TOTAL RECEIPTS	\$219,657	\$237,025	\$948,100

RECEIPTS

-\$17,368 under budget

EXPENSES	3-months	BUDGET	
	2021 Actual	3-months	2021
ELCA & Nebraska Synod	\$23,907	\$25,763	\$103,051
% of Offering Receipts	11.20%	11.20%	11.20%
Benevolence / Serving			
World Hunger	2,006	2,000	8,000
LWR Disaster Relief	-	250	1,000
Lutheran Food Pantry	-	875	3,500
BackPack / Food Bank / Bridges Out Of Poverty	1,750	875	3,500
Bread For The World	-	125	500
Lutheran Family Services	2,000	1,000	4,000
Matt Talbot Kitchen	-	300	1,200
Fresh Start	-	625	2,500
Tabitha (Meals on Wheels)	2,000	1,500	6,000
Prison Ministry / Bridges To Hope	-	500	2,000
UNL Lutheran Center	-	250	1,000
UNL Intern Support	1,000	1,000	4,000
Nebraska Campus Lutheran Ministries	-	250	1,000
Camp Carol Joy Holling	-	250	1,000
Friendship Home	-	500	2,000
Clinic With A Heart	-	500	2,000
Hunger/Clothing Discretionary	-	241	965
	\$8,756	\$11,041	\$44,165
% of Offering Receipts	4.10%	4.80%	4.80%
TOTAL BENEVOLENCE - % of Offering Receipts	15.30%	16.00%	16.00%
Worship			
Devotional Materials	99	106	425
Worship Supplies	1,511	1,300	5,200
Music Honoraria	-	125	500
Music/Choir	593	800	3,200
Music Conferences/Workshops	-	75	300
Organ/Piano Maintenance	300	438	1,750
Choir Fellowship	-	38	150
	\$2,503	\$2,881	\$11,525

	3-months 2021 Actual	BUDGET 3-months 2021	
Learning			
Early Childhood	-	144	575
Elementary	159	475	1,900
Middle School	601	913	3,650
High School	1,880	1,750	7,000
Adults	65	163	650
Library & Media	-	25	100
The Lutheran	(6)	213	850
Advocacy	-	13	50
Creation Care	-	38	150
	\$2,699	\$3,731	\$14,925
Hospitality / Care			
Hospitality	-	1,063	4,250
Stewardship	-	300	1,200
Fellowship	134	50	200
Funeral Lunches	-	38	150
Stephen Ministry	30	475	1,900
God's Work Our Hands	-	31	125
	\$164	\$1,956	\$7,825
Support			
Compensation	106,249	112,444	449,775
Pension/Health Insurance	24,732	31,469	125,874
Payroll Tax	9,534	8,984	35,937
Continuing Education	-	1,250	5,000
Pastors Professional Expense	-	100	400
Staff Professional Expense	90	75	300
Staff Hospitality	-	81	325
Staff Development	-	75	300
Conferences/Workshops (staff)	-	688	2,750
Synod Assembly (non-staff)	-	525	2,100
Auto & Travel	42	1,625	6,500
Postage	792	500	2,000
Background Checks	32	63	250
Office Supplies	773	1,088	4,350
Banking Fees	625	563	2,250
Communications	1,049	1,075	4,300
Printer Expense	474	363	1,450
Computer Needs	132	300	1,200
Insurance	5,405	5,886	23,544
Utilities/Telephone	9,031	8,063	32,250
Janitorial Supplies	13	438	1,750
Repairs & Maintenance	4,611	3,000	12,000
Maintenance Reserve Fund	1,753	1,750	7,000
Mortgage Transition Fund	9,201	9,201	36,804
Service Contracts	1,944	1,375	5,500
Lawn Care/Snow Removal	1,582	675	2,700
	\$178,064	\$191,652	\$766,609
TOTAL EXPENSES	\$216,093	\$237,025	\$948,100

EXPENSES

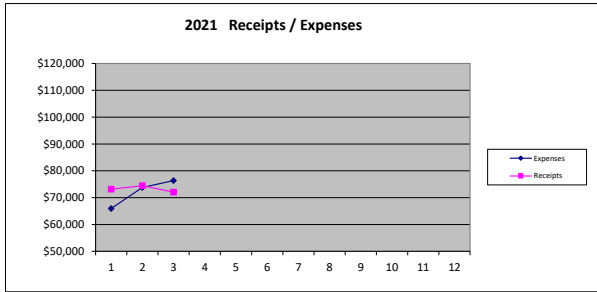
-\$20,932
under budget

RECEIPTS LESS EXPENSES

\$3,564
SURPLUS

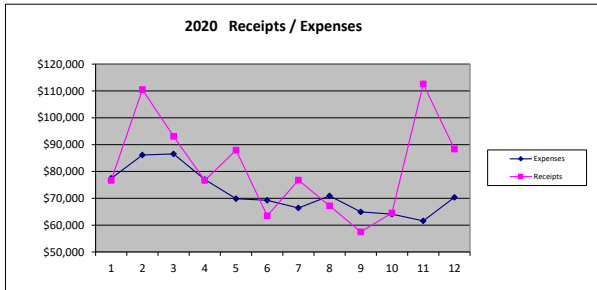
BUDGET		2018	2019	2020	2021				
Pledged \$		841,380	261	792,062	243	800,123	234	597,606	184
Non-Pledged \$		149,120	pledges	175,938	pledges	159,877	pledges	318,394	pledges
Envelope Receipts budgeted		990,500		968,000		960,000		916,000	
1 MONTH PRO-RATA = 8.3%									
ACTUAL			1 mo. 2019		1 mo. 2020		1 mo. 2021		
Pledged \$ received			63,365	8.0%	61,402	7.7%	62,177	10.4%	
Non-pledged \$ received			13,450	7.6%	13,969	8.7%	10,986	3.5%	
Envelope Receipts actual			76,815	7.9%	75,371	7.9%	73,163	8.0%	
2 MONTHS PRO-RATA = 16.7%									
ACTUAL			2 mos. 2019		2 mos. 2020		2 mos. 2021		
Pledged \$ received			129,898	16.4%	160,737	20.1%	116,886	19.6%	
Non-pledged \$ received			20,295	11.5%	24,427	15.3%	26,522	8.3%	
Envelope Receipts actual			150,193	15.5%	185,164	19.3%	143,408	15.7%	
3 MONTHS PRO-RATA = 25.0%									
ACTUAL			3 mos. 2019		3 mos. 2020		3 mos. 2021		
Pledged \$ received			234,762	29.6%	244,990	30.6%	165,070	27.6%	
Non-pledged \$ received			26,166	14.9%	32,472	20.3%	48,079	15.1%	
Envelope Receipts actual			260,928	27.0%	277,462	28.9%	213,149	23.3%	
4 MONTHS PRO-RATA = 33.3%									
ACTUAL			4 mos. 2019		4 mos. 2020		4 mos. 2021		
Pledged \$ received			291,614	36.8%	304,708	38.1%	-	0.0%	
Non-pledged \$ received			36,206	20.6%	49,190	30.8%	-	0.0%	
Envelope Receipts actual			327,820	33.9%	353,898	36.9%	-	0.0%	
5 MONTHS PRO-RATA = 41.7%									
ACTUAL			5 mos. 2019		5 mos. 2020		5 mos. 2021		
Pledged \$ received			346,658	43.8%	380,423	47.5%	-	0.0%	
Non-pledged \$ received			46,986	26.7%	61,266	38.3%	-	0.0%	
Envelope Receipts actual			393,644	40.7%	441,689	46.0%	-	0.0%	
6 MONTHS PRO-RATA = 50.0%									
ACTUAL		6 mos. 2018	6 mos. 2019		6 mos. 2020		6 mos. 2021		
Pledged \$ received		405,023	48.1%	406,543	51.3%	439,672	55.0%	-	0.0%
Non-pledged \$ received		64,470	43.2%	62,107	35.3%	65,484	41.0%	-	0.0%
Envelope Receipts actual		469,493	47.4%	468,650	48.4%	505,156	52.6%	-	0.0%
7 MONTHS PRO-RATA = 58.3%									
ACTUAL			7 mos. 2019		7 mos. 2020		7 mos. 2021		
Pledged \$ received			479,983	60.6%	511,841	64.0%	-	0.0%	
Non-pledged \$ received			93,296	53.0%	69,617	43.5%	-	0.0%	
Envelope Receipts actual			573,279	59.2%	581,458	60.6%	-	0.0%	
8 MONTHS PRO-RATA = 66.7%									
ACTUAL			8 mos. 2019		8 mos. 2020		8 mos. 2021		
Pledged \$ received			543,753	68.7%	568,037	71.0%	-	0.0%	
Non-pledged \$ received			103,222	58.7%	78,616	49.2%	-	0.0%	
Envelope Receipts actual			646,975	66.8%	646,653	67.4%	-	0.0%	
9 MONTHS PRO-RATA = 75.0%									
ACTUAL		9 mos. 2018	9 mos. 2019		9 mos. 2020		9 mos. 2021		
Pledged \$ received		638,927	75.9%	602,128	76.0%	620,077	77.5%	-	0.0%
Non-pledged \$ received		93,007	62.4%	114,773	65.2%	81,874	51.2%	-	0.0%
Envelope Receipts actual		731,934	73.9%	716,901	74.1%	701,951	73.1%	-	0.0%
10 MONTHS PRO-RATA = 83.3%									
ACTUAL		10 mos. 2018	10 mos. 2019		10 mos. 2020		10 mos. 2021		
Pledged \$ received		699,642	83.2%	661,310	83.5%	673,663	84.2%	-	0.0%
Non-pledged \$ received		103,291	69.3%	122,363	69.5%	90,632	56.7%	-	0.0%
Envelope Receipts actual		802,933	81.1%	783,673	81.0%	764,295	79.6%	-	0.0%
11 MONTHS PRO-RATA = 91.7%									
ACTUAL		11 mos. 2018	11 mos. 2019		11 mos. 2020		11 mos. 2021		
Pledged \$ received		762,871	90.7%	722,223	91.2%	732,005	91.5%	-	0.0%
Non-pledged \$ received		113,972	76.4%	133,481	75.9%	94,527	59.1%	-	0.0%
Envelope Receipts actual		876,843	88.5%	855,704	88.4%	826,532	86.1%	-	0.0%
12 MONTHS PRO-RATA = 99.7%									
ACTUAL		12 mos. 2018	12 mos. 2019		12 mos. 2020		12 mos. 2021		
Pledged \$ received		834,239	99.2%	789,567	99.7%	796,299	99.5%	-	0.0%
Non-pledged \$ received		133,450	89.5%	162,654	92.4%	116,492	72.9%	-	0.0%
Envelope Receipts actual		967,689	97.7%	952,221	98.4%	912,791	95.1%	-	0.0%

MARCH 2021



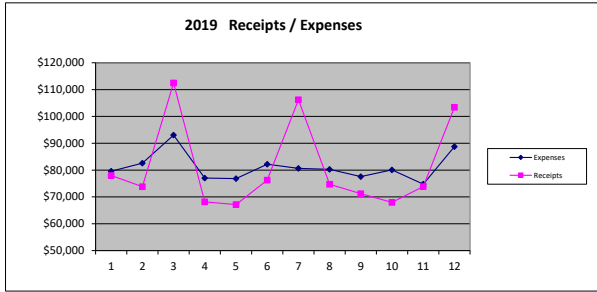
	Receipts		Expenses		Difference		
	CM	YTD	CM	YTD	CM	YTD	
2021							
(Five Sunday Months)							
Jan	**	73,165	73,165	65,953	65,953	7,212	7,212
Feb		74,458	147,623	73,785	139,738	673	7,885
March		72,034	219,657	76,355	216,093	-4,321	3,564
April					0	0	
May	**				0	0	
June					0	0	
July					0	0	
Aug	**				0	0	
Sept					0	0	
Oct	**				0	0	
Nov					0	0	
Dec					0	0	

\$15,417 pre-paid pledges remain to be booked April - December



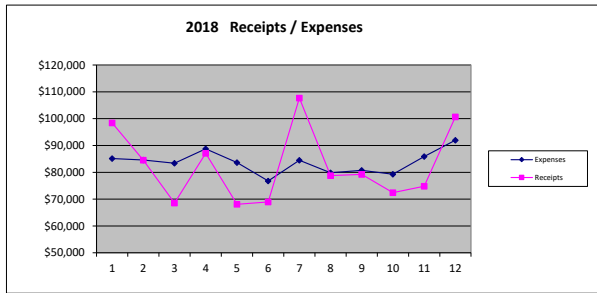
	Receipts		Expenses		Difference		
	CM	YTD	CM	YTD	CM	YTD	
2020							
(Five Sunday Months)							
Jan		76,680	76,680	77,392	77,392	-712	-712
Feb		110,533	187,213	86,133	163,525	24,400	23,688
March	**	93,077	280,290	86,533	250,058	6,544	30,232
April		76,647	356,937	76,984	327,042	-337	29,895
May	**	87,927	444,864	69,843	396,885	18,084	47,979
June		63,492	508,356	69,264	466,149	-5,772	42,207
July		76,733	585,089	66,397	532,546	10,336	52,543
Aug	**	67,196	652,285	70,902	603,448	-3,706	48,837
Sept		57,478	709,763	64,956	668,404	-7,478	41,359
Oct		64,552	774,315	64,099	732,503	453	41,812
Nov	**	112,614	886,929	61,577	794,080	51,037	92,849
Dec		88,306	975,235	70,357	864,437	17,949	110,798

** includes \$48,000 PPP Funds
\$9,279 additional benevolence payments
\$101,519 transferred to Contingency Fund



	Receipts		Expenses		Difference		
	CM	YTD	CM	YTD	CM	YTD	
2019							
(Five Sunday Months)							
Jan	77,995	77,995	79,574	79,574	-1,579	-1,579	
Feb	73,827	151,822	82,571	162,145	-8,744	-10,323	
March	**	112,486	93,029	255,174	19,457	9,134	
April		68,159	77,048	332,222	-8,889	265	
May		67,145	76,815	409,037	-9,670	-9,425	
June	**	76,292	475,904	82,175	491,212	-5,883	-15,308
July		106,234	582,138	80,617	571,829	25,617	10,309
Aug		74,708	656,846	80,286	652,115	-5,578	4,731
Sept	**	71,196	728,042	77,597	729,712	-6,401	-1,670
Oct		67,967	796,009	80,083	809,795	-12,116	-13,786
Nov		73,888	869,897	74,755	884,550	-867	-14,653
Dec	**	103,418	973,315	88,765	973,315	14,653	0

transferred \$4,272.58 from Fund II
Thrivent Choice funds to balance budget

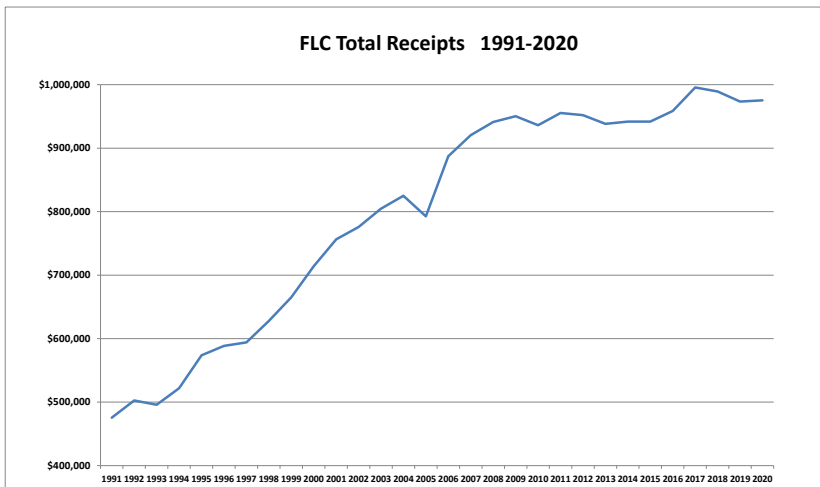


	Receipts		Expenses		Difference		
	CM	YTD	CM	YTD	CM	YTD	
2018							
(Five Sunday Months)							
Jan	98,418	98,418	85,154	85,154	13,264	13,264	
Feb	84,532	182,950	84,563	169,717	-31	13,233	
March	**	68,566	251,516	83,363	253,080	-14,797	-1,564
April		87,084	338,600	88,748	341,828	-1,664	-3,228
May		68,081	406,681	83,625	425,453	-15,544	-18,772
June		68,960	475,641	76,779	502,232	-7,819	26,591
July	**	107,701	583,342	84,494	586,726	23,207	-3,384
Aug		78,779	662,121	79,816	666,542	-1,037	-4,421
Sept	**	79,201	741,322	80,727	747,269	-1,526	-5,947
Oct		72,433	813,755	79,297	826,566	-6,864	-12,811
Nov		74,822	888,577	85,906	912,472	-11,084	-23,895
Dec	**	100,648	989,225	91,974	1,004,446	8,674	-15,221

transferred \$7,000.00 from Fund II
Thrivent Choice funds to get to
(\$15,200.00) deficit position

Transfer from Fund II Maint Reserve - \$8,965.97
Transfer from undesignated member gifts - Fund II \$5,254.88

2017
 2016
 2015
 2014
 2013
 2012
 2011
 2010
 2009
 2008
 2007
 2006
 2005
 2004
 2003
 2002
 2001
 2000
 1999
 1998
 1997
 1996
 1995
 1994
 1991 - 1993



Year	Receipts	% Change
1991	\$ 475,488	
1992	\$ 502,673	5.7%
1993	\$ 495,890	-1.3%
1994	\$ 521,959	5.3%
1995	\$ 573,731	9.9%
1996	\$ 588,478	2.6%
1997	\$ 594,150	1.0%
1998	\$ 627,954	5.7%
1999	\$ 665,191	5.9%
2000	\$ 714,159	7.4%
2001	\$ 756,435	5.9%
2002	\$ 775,843	2.6%
2003	\$ 804,594	3.7%
2004	\$ 824,991	2.5%
2005	\$ 792,604	-3.9%
2006	\$ 887,179	11.9%
2007	\$ 920,539	3.8%
2008	\$ 941,170	2.2%
2009	\$ 950,224	1.0%
2010	\$ 936,135	-1.5%
2011	\$ 955,308	2.0%
2012	\$ 952,038	-0.3%
2013	\$ 938,138	-1.5%
2014	\$ 941,872	0.4%
2015	\$ 941,887	0.0%
2016	\$ 958,595	1.8%
2017	\$ 995,559	3.9%
2018	\$ 989,225	-0.6%
2019	\$ 973,315	-1.6%
2020	\$ 975,235 (including \$48,000 PPP)	0.2%

3/31/2021

FUND II -- ACCOUNT ANALYSIS

		<u>BALANCE</u> <u>12/31/2020</u>	<u>RECEIPTS</u>	<u>EXPENSES</u>	<u>INTEREST</u>	<u>TRANSFER</u>	<u>BALANCE</u> <u>3/31/2021</u>
Housing Fund	Checking Acct	287.52	8,750.00		0.07		9,037.59
	Money Mkt Acct	7,426.10			4.38		7,430.48
	Housing Loan - Pastor Eller	8,750.00		(8,750.00)			0.00
Memorial Fund	Checking Acct	496.60	100.00		0.01		596.61
	Money Mkt Acct	22,954.99			13.54		22,968.53
Flower Fund	Checking Acct	(106.86)		(75.35)			(182.21)
	Money Mkt Acct	2,726.17			1.62		2,727.79
Music Fund	Checking Acct	441.71		(985.00)			(543.29)
	Money Mkt Acct	3,269.29			1.93		3,271.22
Youth Fund	Checking Acct	293.24	2,922.14	(97.45)	0.03		3,117.96
	Money Mkt Acct	10,781.02			6.36		10,787.38
Capital Campaign Fund	Checking Acct	6,399.38	70,734.00	(35,193.84)	0.75		41,940.29
	Money Mkt Acct	105,483.51		(92,550.00)	13.83	(5,000.00)	7,947.34
	Mission Investment Chkg Acct	801.52		(802.00)	0.72	5,000.00	5,000.24
Mortgage Transition Fund	Checking Acct	436.01	9,201.00		0.06		9,637.07
	Money Mkt Acct	49,355.95			29.10		49,385.05
Maintenance Reserve Fund	Checking Acct	116.99	1,753.00		0.01		1,870.00
	Money Mkt Acct	47,084.90			27.76		47,112.66
Sabbatical Fund	Checking Acct	371.65					371.65
	Money Mkt Acct	10,942.26			6.45		10,948.71
Ministry Initiative Fund	Checking Acct	556.55			0.01		556.56
	Money Mkt Acct	12,160.96			7.17		12,168.13
Fair Trade Fund	Checking Acct	2,482.45		(158.58)	0.04		2,323.91
Seminary Scholarship Fund	Checking Acct	669.28			0.01		669.29
	Money Mkt Acct	4,779.93			2.81		4,782.74
Contingency Fund	Checking Acct	110,797.59		(19,713.45)		(91,000.00)	84.14
	Money Mkt Acct	0.00			54.03	91,000.00	91,054.03
'Other' Designated Fund (see detail tab)	Checking Acct	6,085.09	258,978.52	(6,655.98)	2.13		258,409.76
	Money Mkt Acct	128,694.86			75.87		128,770.73
		\$544,538.66	\$352,438.66	(\$164,981.65)	\$248.69	\$0.00	\$732,244.36

3/31/2021

OTHER DESIGNATED ACCOUNT

10,012.31	Pastor Discretionary Fund (see detail tab)
47,738.90	Columbarium (see detail tab)
6,368.13	Thrivent Choice (see detail tab)
1,845.89	Martha Circle kitchen fund (cookbooks)
176.50	Book Nook books (pre-2009)
133.60	Memorials - library funds (4-19 and 5-10-09 count sheets) Janssen's (\$695.00 less \$561.40 disbursed)
1,000.00	Carol Reed (12-19-10 count sheet) funeral arrangements
385.00	2017 continuing ed carry-over - Masako \$385.00
1,000.00	2018 continuing ed carry-over - Masako \$1,000.00
1,000.00	2019 continuing ed carry-over - Masako \$1,000.00
1,242.79	2020 continuing ed carry-over - Masako \$779.46; Steve \$380.00; Kathleen \$83.33
25.00	Goat Fund (including African children fund) Kay Rockwell
1,782.84	Immigrant Support Fund Barbara Johnson Frank
4,041.69	First Friday Jazz Lee Rockwell
906.49	Funeral lunch supplies (Dennis Phelps 10-30-2011 count sheet \$1,000.00 less \$93.51 disbursed to-date)
6,026.10	Tanzania health care Karen Clementson
860.81	Social ministry discretionary Karen Lenzen
1,000.00	Olson memorial service (9-15-13 count sheet)
15,592.03	Backpack Program Kathy Dickey/Karen Lenzen
360.92	VBS (funds available from prior years)
3,520.30	Sudanese (Nuer) Worship Community Bol Ngok 402-617-2667 (Text)
2,678.17	Sudanese (Nuer) Worship Community -- FLC Bol Ngok 402-617-2667 (Text)

1,095.00	Camp scholarships (\$1,475 from various memorials July 2014/Aug 2015 less \$380 disbursed)
1,545.00	Carol Joy Hollings scholarships (from various memorials May 2015)
635.00	Youth mission trip scholarships (from various memorials May 2015)

WEDDING DEPOSITS:	<u>wedding date:</u>
--------------------------	----------------------

2,052.41	Kicks For Kids Donice Kaspar
288.81	Fellowship Committee fund Judy Batterman
2,223.60	Matt Talbot (Donna Nelson \$2,800 & Gary Schaepe \$1,050 less \$1,626.40 disbursed)
1,228.82	FaithTrek youth program (Brandon/Amanda Garrett \$50/month beginning March 2019 less \$121.18 disbursed) plus \$100.00 Mel Balabon memorial (5-5-19 count sheet Loretta Hammelmann)
221.06	Grief Support (\$338.76 receipts less \$317.70 disbursed) Judy Bailey
890.00	Sanctuary decorations (in lieu of Poinsettias 2019 \$690.00 and Lilies 2020 \$200.00)
720.00	Church decorations (in lieu of Poinsettias 2020 \$645.00 and Lilies 2021 \$75.00)
127.39	Spirituality Events (Epiphany workshop Jan 2020 \$280.00 less \$63.77) Denise Mainquist (Zentangle workshop March 2021 \$450.40 less \$539.24)
6,864.42	Food Pantry fund Judy Batterman
5,919.19	Brotherhood Mutual partial hail claim settlement (Dec 2020) hail damage 4-12-2020
30.00	ELCA Good Gifts pig (will send check in April 2021)
250,088.47	Carol Reed bequest (deposited 2-1-2021)

150th ANNIVERSARY:	
926.70	printing/stationary funds (\$1,000.00 less \$73.30 expenses)
2,090.00	donated funds from members
500.00	donation from Endowment Fund (Nov 2019)
1,000.00	Immanuel Community grant (9-1-19 count sheet)
(3,129.14)	purchase of anniversary sale items
3,299.72	income from sale of anniversary items
(1,000.00)	ChefauChef LLC catering deposit for dinner 4-26-2020 (paid 2-1-19)
1,796.15	ticket sales for dinner
TOTAL: \$5,483.43	

70.42	Interest
<u>\$387,180.49</u>	BALANCE

3/31/2021

'Called To Welcome' Building Project

	Receipts	Disbursements						Balance
	Walsh		Hampton		MIF			
	Fundraising	RDG	Construction	Loan Advance	Loan Interest	Other Expenses		
2015 - 2017	\$21,635.03							\$21,635.03
2018								
January	\$2,155.93	(\$40.31)						\$23,750.65
February	\$1,065.90	(\$15,092.88)						\$9,723.67
March	\$59.01	(\$11,728.84)						(\$1,946.16)
April	\$132,702.70	(\$28,855.69)	(\$13,597.18)					\$88,303.67
May	\$176,394.78	(\$13,447.34)	(\$39,887.50)					\$211,363.61
June	\$104,624.45	(\$12,342.49)	(\$49,494.06)				(\$2,600.00)	\$251,551.51
July	\$210,612.02						(\$1,040.00)	\$461,123.53
August	\$125,693.33		(\$21,292.26)					\$560,782.25
September	\$118,057.06						(\$860.00)	\$677,979.31
October	\$23,693.52	(\$441.48)	(\$31,263.88)					\$669,967.47
November	\$84,170.99		(\$50,430.58)				(\$6,403.86)	\$697,304.02
December	\$124,991.13		(\$14,058.05)				(\$13,933.86)	\$794,303.24
	\$1,104,220.82	(\$81,949.03)	(\$220,023.51)	\$0.00	\$0.00	\$0.00	(\$29,580.07)	\$794,303.24
2019								
January	\$51,289.55		(\$7,310.07)				(\$31,745.81)	\$806,536.91
February	\$42,564.32			(\$127,203.50)			(\$248.86)	\$721,648.87
March	\$83,469.91		(\$5,479.20)	(\$160,149.53)			(\$20,350.26)	\$619,139.79
April	\$34,268.96		(\$8,239.86)	(\$216,397.90)			(\$1,753.76)	\$427,017.23
May	\$18,690.20		(\$6,684.00)				(\$5,350.26)	\$433,673.17
June	\$84,244.95		(\$6,146.87)	(\$752,503.94)	\$295,000.00		(\$608.76)	\$53,658.55
July	\$175,316.02		(\$5,421.87)	(\$429,094.68)	\$273,000.00		(\$608.76)	\$66,849.26
August	\$98,797.81		(\$5,928.53)	(\$251,972.37)	\$97,000.00	(\$1,644.72)	(\$752.76)	\$2,348.69
September	\$29,655.99		(\$5,721.19)			(\$2,473.30)	(\$447.36)	\$23,362.83
October	\$39,581.22		(\$5,871.87)	(\$504,563.19)	\$458,000.00	(\$2,601.66)	(\$18,248.86)	(\$10,341.53)
November	\$61,631.18		(\$4,175.43)			(\$3,946.96)	(\$21,828.61)	\$21,338.65
December	\$164,859.95			(\$579,357.74)	\$540,000.00	(\$4,268.94)	(\$248.86)	\$142,323.06
	\$884,370.06	\$0.00	(\$60,978.89)	(\$3,021,242.85)	\$1,663,000.00	(\$14,935.58)	(\$102,192.92)	\$142,323.06
2020								
January	\$62,658.88		(\$1,181.96)	(\$118,990.22)		(\$5,513.63)	(\$38,352.84)	\$40,943.29
February	\$64,197.70			(\$71,395.37)		(\$7,007.57)	(\$8,103.86)	\$18,634.19
March	\$45,338.98			(\$131,915.89)	\$130,000.00	(\$6,110.96)	(\$248.86)	\$55,697.46
April	\$54,081.97		(\$1,735.00)			(\$6,532.40)	(\$44,438.86)	\$57,073.17
May	\$51,821.90			(\$60,654.80)	\$50,000.00	(\$7,079.42)	(\$15,990.72)	\$75,170.13
June	\$31,803.89		(\$29,575.82)	(\$211,173.31)	\$225,000.00	(\$7,239.45)	(\$248.86)	\$83,736.58
July	\$35,993.98					(\$7,005.93)	(\$248.86)	\$112,475.77
August	\$66,224.51			(\$93,032.52)		(\$8,693.48)	(\$42,561.84)	\$34,412.44
September	\$16,204.61			(\$3,615.03)		(\$8,110.97)	(\$4,350.00)	\$34,541.05
October	\$24,975.34			(\$4,300.58)		(\$7,425.42)	(\$336.98)	\$47,453.41
November	\$46,919.41			(\$3,999.26)		(\$7,726.74)	(\$2,447.83)	\$80,198.99
December	\$44,211.42			(\$4,264.72)		(\$7,461.28)		\$112,684.41
	\$544,432.59	\$0.00	(\$32,492.78)	(\$594,129.59)	\$295,787.89	(\$85,907.25)	(\$157,329.51)	\$112,684.41

	Receipts	Disbursements						Balance
		Walsh Fundraising	RDG	Hampton Construction	MIF Loan Advance	MIF Loan Interest	Other Expenses	
2021								
January	\$23,918.83				(\$79,031.72)	(\$7,694.28)		\$49,877.24
February	\$31,227.17				(\$4,045.52)	(\$7,680.48)	(\$16,337.00)	\$53,041.41
March	\$15,572.46				(\$5,175.62)	(\$6,550.38)	(\$2,000.00)	\$54,887.87
April								
May								
June								
July								
August								
September								
October								
November								
December								
	\$70,718.46	\$0.00	\$0.00	\$0.00	(\$88,252.86)	(\$21,925.14)	(\$18,337.00)	(\$57,796.54)
TO-DATE TOTALS	\$2,625,376.96	(\$81,949.03)	(\$313,495.18)	(\$3,615,372.44)	\$1,870,535.03	(\$122,767.97)	(\$307,439.50)	\$54,887.87
				Total Disbursements To-Date		(\$4,441,024.12)		

OTHER EXPENSES:

\$ 7,342.35	TD2 Engineering - surveying
\$ 23,725.00	Bockmann - asbestos removal
\$ 7,015.00	Mission Investment Fund - closing fees
\$ 5,226.06	Builders risk insurance
\$ 3,787.20	PODS storage/refuse container
\$ 86,319.00	Ratigan-Schottler - pews/chairs
\$ 62,190.00	Wood Specialties - liturgical furnishings
\$ 15,000.00	Pianos Unlimited
\$ 3,576.38	White Castle Roofing - gutters/downspouts
\$ 8,100.00	AFL Fences - Dimensions playground fence
\$ 2,100.00	Allo - pull 12 data lines
\$ 11,646.47	Twin City Hardware - door hardware/re-keying
\$ 5,274.27	Landscaping
\$ 9,483.00	Wenger Corp - choir risers/accessories
\$ 38,317.77	Skylight replacement
\$ 16,337.00	Security alarm system
\$ 2,000.00	Mortgage buydown fee (March 2021)
\$ 307,439.50	

MORTGAGE TRANSITION FUND**3/31/2021****Receipts:**

Nov 2018 - check received	13,000.00	Dorothy Ekblad estate gift
Feb 2020 - check received	1,000.00	Clara Wasenius estate gift
Feb & May 2020 - memorial funds transferred	655.00	Clara & Al Wasenius memorial funds
transfer from 2019 Fund I budget	9,900.00	
transfer from 2020 Fund I budget	25,180.00	
transfer from 2021 Fund I budget	9,201.00	
	<u>\$58,936.00</u>	

Interest to-date:\$86.12**BALANCE**\$59,022.12

CONTINGENCY FUND

3/31/2021

Receipts:

2020 operating surplus	62,797.59
2020 Paycheck Protection Program (PPP) funds	<u>48,000.00</u>
	<u>\$110,797.59</u>

Interest to-date:

\$54.03

Disbursements to-date:

Jan 2021 - additional 2020 benevolence contributions	(9,279.00)
Jan 2021 - purchase Epson copier for office	<u>(10,434.45)</u>
	<u>(\$19,713.45)</u>

BALANCE

\$91,138.17

3/31/2021

EARLY CHILDHOOD LEARNING													Actual Expenses:		Remaining Budget
Budget:	Jan	Feb	March	April	May	June	July	Aug	Sept	Oct	Nov	Dec	TOTAL		
"Walking Wet"													\$0.00	\$125.00	
Cards/Other gifts													\$0.00	\$75.00	
Family events													\$0.00	\$100.00	
FaithTrek (pre-school)													\$0.00	\$200.00	
Baptism Classes													\$0.00	\$30.00	
Nursery Supplies													\$0.00	\$45.00	
\$575	\$0.00	\$0.00	\$0.00	\$0.00	\$0.00	\$0.00	\$0.00	\$0.00	\$0.00	\$0.00	\$0.00	\$0.00	\$0.00	\$575.00	

ELEMENTARY LEARNING													Actual Expenses:		Remaining Budget
Budget:	Jan	Feb	March	April	May	June	July	Aug	Sept	Oct	Nov	Dec	TOTAL		
FaithTrek materials	\$1,000	\$63.28	\$24.67	\$25.30									\$113.25	\$886.75	
Youth activities/Family events	\$250	\$45.46											\$45.46	\$204.54	
Bible/Communion classes	\$100												\$0.00	\$100.00	
VBS	\$400												\$0.00	\$400.00	
Camp	\$150												\$0.00	\$150.00	
\$1,900	\$108.74	\$24.67	\$25.30	\$0.00	\$0.00	\$0.00	\$0.00	\$0.00	\$0.00	\$0.00	\$0.00	\$0.00	\$158.71	\$1,741.29	

MIDDLE SCHOOL LEARNING													Actual Expenses:		Remaining Budget
Budget:	Jan	Feb	March	April	May	June	July	Aug	Sept	Oct	Nov	Dec	TOTAL		
Confirmation	\$1,900												\$0.00	\$1,900.00	
Youth activities/Family events	\$175	\$124.43		\$62.85									\$187.28	\$12.28	
MSL materials	\$175	\$29.00	\$24.67	\$10.36									\$64.03	\$110.97	
Accompaniment trips/Gatherings	\$1,400			\$350.00									\$350.00	\$1,050.00	
\$3,650	\$153.43	\$24.67	\$423.21	\$0.00	\$0.00	\$0.00	\$0.00	\$0.00	\$0.00	\$0.00	\$0.00	\$0.00	\$601.31	\$3,048.69	

HIGH SCHOOL LEARNING													Actual Expenses:		Remaining Budget
Budget:	Jan	Feb	March	April	May	June	July	Aug	Sept	Oct	Nov	Dec	TOTAL		
Graduating Seniors	\$100												\$0.00	\$100.00	
Youth activities/Family events	\$875	\$124.43		\$167.60									\$292.03	\$582.97	
HSL materials	\$75	\$29.00	\$60.64	\$10.36									\$100.00	\$25.00	
Accompaniment trips/Gatherings	\$5,950			\$1,487.50									\$1,487.50	\$4,462.50	
\$7,000	\$153.43	\$60.64	\$1,665.46	\$0.00	\$0.00	\$0.00	\$0.00	\$0.00	\$0.00	\$0.00	\$0.00	\$0.00	\$1,879.53	\$5,120.47	

ADULT LEARNING													Actual Expenses:		Remaining Budget
Budget:	Jan	Feb	March	April	May	June	July	Aug	Sept	Oct	Nov	Dec	TOTAL		
Adult ed	\$350	\$29.00	\$35.98										\$64.98	\$285.02	
Young professionals	\$75												\$0.00	\$75.00	
English tutoring	\$50												\$0.00	\$50.00	
Senior ministry	\$175												\$0.00	\$175.00	
\$650	\$29.00	\$35.98	\$0.00	\$0.00	\$0.00	\$0.00	\$0.00	\$0.00	\$0.00	\$0.00	\$0.00	\$0.00	\$64.98	\$585.02	

LEARNING BUDGET TOTAL													Actual Expenses:		Remaining Budget
Budget:	Jan	Feb	March	April	May	June	July	Aug	Sept	Oct	Nov	Dec	TOTAL		
\$13,775	\$444.60	\$145.96	\$2,113.97	\$0.00	\$0.00	\$0.00	\$0.00	\$0.00	\$0.00	\$0.00	\$0.00	\$0.00	\$2,704.53	\$11,070.47	
													19.6%	80.4%	
													% of total budget	% of total budget	

3/31/2021

MEMORIAL FUND

1,080.10	John Christensen (remaining)
1,285.00	Virgil Schafer
721.00	Clara Rottmann
245.00	Dale Flotree
1,633.28	Randy Bailey (remaining)
3,895.00	Ron Reineke
510.00	Norma Thomsen
110.00	Darrell Troutman
335.00	Paul Kruse
2,850.00	Doug Zatechka
180.00	Noah Amland
475.00	Ron Johnson
920.00	Anne Sandin
3,715.00	Terry Clementson
545.00	Bill Tesar
435.00	Larry Glaser
2,187.00	Andrew Morrow
1,400.00	Elva Mares
50.00	Ann Holm
440.00	Howard Johnson
15.00	Helen Bartholomew
475.00	Paul Thoren
63.76	interest

\$23,565.14 BALANCE

last receipt:

Dec-09
Feb-12
Sep-15
Feb-16
Jan-16
May-16
Aug-16
Aug-16
Sep-18
Mar-19
May-19
Apr-19
May-20
Nov-19
Feb-20
Jul-20
Nov-20
Mar-21
Nov-20
Dec-20
Nov-20
Dec-20

contact info:

Jan Christensen
Mariann Schafer/ Dean-Teri Martin
David Thoren - nephew
Jeannene Flotree / Sharon Pilus
Judy Bailey
Julie Reineke
Bob & Pat Thomsen
Shirley Troutman
Jan Kruse
Jane Zatechka
Joan Carlson's son
Juli Johnson / Lee Rockwell
Liana Sandin
Karen Clementson
Carol Tesar
Cathy Gorka - daughter
Molly Goninan
Jan Modica
Pete Holm - son
Cherie Johnson
Ann Masters
David Thoren - nephew

THRIVENT CHOICE

3/31/2021

Receipts:

2010	772.00
2011	4,184.00
2012	4,925.00
2013	3,992.00
2014	4,980.00
2015	3,767.00
2016	3,573.00
2017	930.00
2018	2,353.00
2019	1,745.00
2020	2,651.00
2021	332.00
	<u>\$34,204.00</u>

Interest to-date:

\$137.70

Disbursements to-date:

<u>2012</u>	
outdoor activity area	(1,873.25)
<u>2013</u>	
adjust inventory value - FLC t-shirts/bags/sweatshirts	(800.61)
AV equipment purchased April 2012	(798.66)
<u>2014</u>	
mortgage pre-payment	(4,000.00)
<u>2016</u>	
Staff/Council appreciation dinner (Associate Pastor vacancy)	(892.36)
<u>2017</u>	
10 pictures/frames for outgoing 2016 & 2017 Council members	(400.00)
Judy Batterman retirement gift	(429.61)
Bonita Johnsen retirement gift	(500.00)
Heidi Widner gift (going to seminary)	(400.00)
Dan Warnes 30th anniversary ordination gift	(250.00)
Funds transferred to balance Fund I operating budget	(6,356.50)
<u>2018</u>	
Funds transferred to balance Fund I operating budget	(7,000.00)
<u>2019</u>	
Funds transferred to balance Fund I operating budget	(4,272.58)
	<u>(\$27,973.57)</u>

BALANCE

\$6,368.13

PASTOR DISCRETIONARY FUND

3/31/2021

Contributions to-date	\$65,811.95	
Interest to-date	\$1,008.29	
Disbursements to-date	<u>(\$56,807.93)</u>	
Balance		<u>\$10,012.31</u>

3/31/2021 Continuing Ed / Professional Expense / Staff Development

STEVE	\$1,000.00		CONTINUING EDUCATION
	<u>\$1,000.00</u>		Remaining
	<i>carry-over from 2020</i>	\$380.00	
	<u>\$200.00</u>		PROFESSIONAL EXPENSE
	<u>\$200.00</u>		Remaining
BILL	\$1,000.00		CONTINUING EDUCATION
	<u>\$1,000.00</u>		Remaining
	\$200.00		PROFESSIONAL EXPENSE
	<u>\$200.00</u>		Remaining
MASAKO	\$1,000.00		CONTINUING EDUCATION
	<u>\$1,000.00</u>		Remaining
	<i>carry-over from 2020</i>	\$779.46	
	<i>carry-over from 2019</i>	\$1,000.00	
	<i>carry-over from 2018</i>	\$1,000.00	
	<i>carry-over from 2017</i>	\$385.00	
	January	\$100.00	
		(\$90.00)	
	<u>\$10.00</u>		PROFESSIONAL EXPENSE
			Remaining
SHARON	\$1,000.00		CONTINUING EDUCATION
	<u>\$1,000.00</u>		Remaining
	\$100.00		PROFESSIONAL EXPENSE
	<u>\$100.00</u>		Remaining
KATHLEEN	\$1,000.00		CONTINUING EDUCATION
	<u>\$1,000.00</u>		Remaining
	<i>carry-over from 2020</i>	\$83.33	
	\$100.00		PROFESSIONAL EXPENSE
	<u>\$100.00</u>		Remaining
STAFF DEVELOPMENT	\$300.00		
	<u>\$300.00</u>		Remaining

3/31/2021

COLUMBARIUM RECAP

<u>Receipts:</u>	<u>Receipts:</u>	<u>Receipts:</u>
		<u>2018</u>
\$4,000.00	\$450.00	April
2,000.00	1,000.00	August
3,000.00		December
2,000.00	2,000.00	<u>2019</u>
		February
5,000.00	100.00	August
2,000.00	1,000.00	October
2,000.00	2,000.00	<u>2020</u>
	4,000.00	January
150.00		May
3,250.00	250.00	September
100.00	1,750.00	<u>2021</u>
1,850.00		
1,150.00	2,000.00	
110.00	4,000.00	
	1,000.00	
1,000.00	2,750.00	
1,000.00	750.00	
2,000.00	300.00	
2,350.00		
	2,000.00	
750.00	2,500.00	
200.00	2,000.00	
	3,500.00	
2,000.00	495.00	
1,000.00		
2,000.00		
1,000.00		
		<u>\$95,255.00</u>

Interest to-date: \$404.03

Disbursements:

(9,094.60)	columbarium (32 niches)
(14,308.05)	columbarium addition (40 niches)
(16,441.31)	columbarium addition (40 niches)
(687.06)	Plaque / name plates / engraving
0.00	Granite slab/footings (\$1,674.06) reimbursed by Lee & Kay Rockwell 9-2-2007
0.00	Bronze cross (\$4,314.00 + \$85.00 shipping) paid from Dave Mares memorial fund
(1,493.76)	Landscaping
(330.00)	Courtyard benches (3)
(750.00)	Jan Christensen - deposit refund Aug 2009
(500.00)	Dennis Jackson - deposit refund March 2010
(1,245.00)	Hy-Electric - cross lighting Jan 2013
(300.00)	Flipbook software (Tom Tiedgen)
(135.00)	Reifenrath Remodeling - granite removal Oct 2016
(2,385.00)	Midwest Granite Nov 2016
(250.35)	Hy-Electric - move LED lighting controls Nov 2016
<u>(\$47,920.13)</u>	

BALANCE \$47,738.90

SABBATICAL FUND**3/31/2021****Receipts:**

2000		from surplus	\$5,383.00
2001		from surplus	\$5,001.00
2007		from surplus	\$7,500.00
2010	(Pastor Brian Maas)	Lilly Endowment	\$40,956.00
			<u>\$58,840.00</u>

Interest to-date:\$708.53**Disbursements to-date:**

<u>2008</u>			
Bonita Johnsen			(2,885.34)
<u>2011</u>			
Brian Maas			(41,099.62)
<u>2014</u>			
Aaron Erdley			(2,508.68)
<u>2017</u>			
Sunni Richardson			(1,734.53)
			<u>(\$48,228.17)</u>

BALANCE**\$11,320.36**

MINISTRY INITIATIVE FUND**3/31/2021**

\$30,687.61	Initial deposit from 2007 surplus
5,476.40	Deposit from 2008 surplus
4,818.76	Deposit from 2010 surplus
6,860.89	Transfer from Hagstrom Fund December 2011
150.00	Gubser wedding May 2012
57,003.89	Transfer from Bennetch Fund May 2013
<u>57,003.89</u>	
<u>\$104,997.55</u>	
<u>\$883.23</u>	Interest to-date
	<u>Disbursements to-date:</u>
(7,612.64)	Vicar Jody Rice salary/taxes/mileage Aug - Dec 2008
(1,547.18)	Library project
(1,971.93)	First Friday Jazz
(1,310.65)	2008 Photo directory (\$745.00 receipts less \$2,055.65 expenses)
(18,848.00)	Transfer to 2009 Fund I budget
(157.47)	Youth room lighting (for new projector)
(1,024.98)	55" flat screen TV/wall mount bracket for commons area
(712.97)	Dell laptop computer
(223.51)	Vicar Sara Timian utilities Aug - Dec 2010
(224.25)	Hertz Furniture (tables)
(275.00)	NAEYC seminar Nov 2013 Preschool Director Lisa Staab
(500.00)	Backpack Program
(3,000.00)	Creation Care Ministry (\$3,000 approved August 2014)
(1,300.00)	Peer Ministry Leadership Training (\$1,300 approved September 2014)
(870.43)	Divorce Care Ministry (\$1,000 approved August 2014)
(6,851.00)	to clear Pre-school negative cash balance (September 2014)
0.00	Peer Ministry @ NWU (\$2,750 approved January 2015)
0.00	Scientists in Congregations (\$2,335 approved January 2015)
(750.00)	Stephen Ministry "Journeying Through Grief" books (\$750 approved March 2015)
(32,207.92)	CBS Signs - digital sign (\$31,602 + installation approved March 2015)
(3,828.16)	Activity Center sound system (\$5,000 approved September 2015)
(4,970.00)	Storyhook (FLC branding project - phase 1 \$4,970 approved September 2016)
(4,970.00)	Storyhook (FLC branding project - phase 2 \$4,970 approved March 2017)
<u>(4,970.00)</u>	
<u>(\$93,156.09)</u>	
<u>\$12,724.69</u>	BALANCE

SEMINARY SCHOLARSHIP FUND**3/31/2021****Receipts:**

pre-1998 receipts	\$2,000.00
from 1998 surplus	2,500.00
from 1999 surplus	2,000.00
from 2000 surplus	2,000.00
from 2001 surplus	4,448.00
Hagstrom fund transfer Dec 2011	13,721.78
Jan 2012 - combined seminary scholarship funds from Hagstrom request	7,886.08
July 2020 - transfer Dan Warnes unspent continuing education funds	2,657.20
	<u><u>\$37,213.06</u></u>

Interest to-date:**\$338.97****Disbursements to-date:**

<u>2000</u>	Feb	Katherine Shaner	(1,250.00)
	Aug	Heather Grell	(1,000.00)
<u>2001</u>	April	Katherine Shaner	(1,500.00)
	Sept	Heather Grell	(2,000.00)
<u>2002</u>	March	Katherine Shaner	(1,500.00)
	Sept	Heather Grell	(1,000.00)
<u>2003</u>	Aug	Katherine Shaner	(2,500.00)
	Aug	Heather Grell	(1,000.00)
	Nov	Heather Grell	(350.00)
<u>2004</u>	May	Katherine Shaner	(1,000.00)
<u>2012</u>	Sept	Barb Oshlo	(3,000.00)
<u>2013</u>	August	Barb Oshlo	(3,000.00)
<u>2015</u>	August	Barb Oshlo	(3,000.00)
<u>2018</u>	May	Heidi Youngquist	(3,000.00)
	December	Heidi Youngquist	(3,000.00)
<u>2019</u>	August	Heidi Youngquist	(3,000.00)
<u>2020</u>	August	Heidi Youngquist	(1,000.00)
			<u><u>(\$32,100.00)</u></u>

BALANCE**\$5,452.03**

<u>Total by person:</u>		<u># of</u>
		<u>payments</u>
Katherine Shaner	\$7,750.00	5
Heather Grell	\$5,350.00	5
Barb Oshlo	\$9,000.00	3
Heidi Youngquist	\$10,000.00	4
	<u>\$32,100.00</u>	

'SIMPLY GIVING' RECEIPTS

2021

	<u>TOTAL</u>	<u>Jan</u>	<u>Feb</u>	<u>March</u>	<u>April</u>	<u>May</u>	<u>June</u>	<u>July</u>	<u>Aug</u>	<u>Sept</u>	<u>Oct</u>	<u>Nov</u>	<u>Dec</u>
Fund I													
Envelope Receipts - chkg acct	\$68,373.01	\$23,753.17	\$19,550.17	\$25,069.67									
Envelope Receipts - credit card	\$3,400.00	\$1,150.00	\$1,050.00	\$1,200.00									
% of total Envelope Receipts	33.7%	34.0%	29.3%	37.7%									
Fund II													
Capital Campaign - chkg acct	\$13,676.46	\$5,391.64	\$3,938.18	\$4,346.64									
Capital Campaign - credit card	\$450.00	\$150.00	\$150.00	\$150.00									
Food Pantry - chkg acct	\$825.00	\$225.00	\$175.00	\$425.00									
World Hunger - chkg acct	\$490.00	\$30.00	\$30.00	\$430.00									
Kicks For Kids - chkg acct	\$0.00												
Pastor's Discretionary - chkg acct	\$400.00		\$175.00	\$225.00									
Social Min Discretionary - chkg acct	\$25.00	\$25.00											
Endowment Fund - chkg acct	\$0.00												
FaithTrek youth - chkg acct	\$150.00	\$50.00	\$50.00	\$50.00									
Matt Talbot supplies - chkg acct	\$150.00	\$50.00	\$50.00	\$50.00									
Building use (outside users)	\$0.00												
Total Simply Giving Receipts	\$87,939.47	\$30,824.81	\$25,168.35	\$31,946.31	\$0.00	\$0.00	\$0.00	\$0.00	\$0.00	\$0.00	\$0.00	\$0.00	\$0.00

Simply Giving	2013	2014	2015	2016	2017	2018	2019	2020	3 mos. 2021
Envelope Receipts - chkg acct	\$249,416.96	\$268,699.96	\$277,387.77	\$302,546.10	\$339,781.00	\$352,742.00	\$350,324.33	\$303,424.88	\$68,373.01
Envelope Receipts - credit card	\$0.00	\$0.00	\$0.00	\$0.00	\$467.00	\$4,441.27	\$1,600.00	\$20,350.00	\$3,400.00
% of total Envelope Receipts	27.3%	28.9%	29.9%	32.1%	34.8%	36.9%	37.0%	35.5%	33.7%

