

FIRST LUTHERAN CHURCH
September 30, 2021
Budget Recap

RECEIPTS	9-months	BUDGET	
	2021 Actual	9-months pro-rated	2021
Envelope Receipts	657,591	687,000	916,000
Loose Receipts	3,261	3,000	4,000
Sunday School	5	75	100
Offering Receipts	\$660,857	\$690,075	\$920,100
Misc & Building Use	791	3,000	4,000
Dimensions Early Childhood Income	17,000	18,000	24,000
Other Receipts	\$17,791	\$21,000	\$28,000
TOTAL RECEIPTS	\$678,648	\$711,075	\$948,100

RECEIPTS

-\$32,427 under budget

EXPENSES	9-months	BUDGET	
	2021 Actual	9-months pro-rated	2021
ELCA & Nebraska Synod	\$74,016	\$77,288	\$103,051
% of Offering Receipts	11.20%	11.20%	11.20%
Benevolence / Serving			
World Hunger	6,002	6,000	8,000
LWR Disaster Relief	1,000	750	1,000
Lutheran Food Pantry	1,000	2,625	3,500
BackPack / Food Bank / Bridges Out Of Poverty	3,500	2,625	3,500
Bread For The World	500	375	500
Lutheran Family Services	4,000	3,000	4,000
Matt Talbot Kitchen	363	900	1,200
Fresh Start	2,500	1,875	2,500
Tabitha (Meals on Wheels)	4,000	4,500	6,000
Prison Ministry / Bridges To Hope	2,000	1,500	2,000
UNL Lutheran Center	1,000	750	1,000
UNL Intern Support	3,000	3,000	4,000
Nebraska Campus Lutheran Ministries	-	750	1,000
Camp Carol Joy Holling	1,000	750	1,000
Friendship Home	-	1,500	2,000
Clinic With A Heart	-	1,500	2,000
Hunger/Clothing Discretionary	-	724	965
	\$29,865	\$33,124	\$44,165
% of Offering Receipts	4.52%	4.80%	4.80%
TOTAL BENEVOLENCE - % of Offering Receipts	15.72%	16.00%	16.00%
Worship			
Devotional Materials	301	319	425
Worship Supplies	3,639	3,900	5,200
Music Honoraria	450	375	500
Music/Choir	1,265	2,400	3,200
Music Conferences/Workshops	135	225	300
Organ/Piano Maintenance	1,194	1,313	1,750
Choir Fellowship	52	113	150
	\$7,036	\$8,644	\$11,525

	9-months 2021 Actual	BUDGET 9-months pro-rated	2021
Learning			
Early Childhood	38	431	575
Elementary	926	1,425	1,900
Middle School	2,798	2,738	3,650
High School	6,842	5,250	7,000
Adults	185	488	650
Library & Media	-	75	100
The Lutheran	108	638	850
Advocacy	-	38	50
Creation Care	-	113	150
	\$10,897	\$11,194	\$14,925
Hospitality / Care			
Hospitality	322	3,188	4,250
Stewardship	554	900	1,200
Fellowship	200	150	200
Funeral Lunches	(263)	113	150
Stephen Ministry	-	1,425	1,900
God's Work Our Hands	-	94	125
	\$813	\$5,869	\$7,825
Support			
Compensation	322,151	337,331	449,775
Pension/Health Insurance	77,893	94,406	125,874
Payroll Tax	28,866	30,365	40,487
Continuing Education	221	3,750	5,000
Pastors Professional Expense	-	300	400
Staff Professional Expense	128	225	300
Staff Hospitality	-	244	325
Staff Development	360	225	300
Conferences/Workshops (staff)	535	2,063	2,750
Synod Assembly (non-staff)	120	1,575	2,100
Auto & Travel	719	2,475	3,300
Postage	1,148	1,500	2,000
Background Checks	351	188	250
Office Supplies	2,473	3,000	4,000
Banking Fees	1,674	1,688	2,250
Communications	2,889	3,225	4,300
Printer Expense	1,050	1,088	1,450
Computer Needs	374	900	1,200
Insurance	17,039	17,658	23,544
Utilities/Telephone	25,222	24,188	32,250
Janitorial Supplies	463	563	750
Repairs & Maintenance	22,557	9,000	12,000
Maintenance Reserve Fund	5,251	5,250	7,000
Mortgage Transition Fund	27,603	27,603	36,804
Service Contracts	4,307	4,125	5,500
Lawn Care/Snow Removal	3,106	2,025	2,700
	\$546,500	\$574,957	\$766,609
TOTAL EXPENSES	\$669,127	\$711,075	\$948,100

EXPENSES

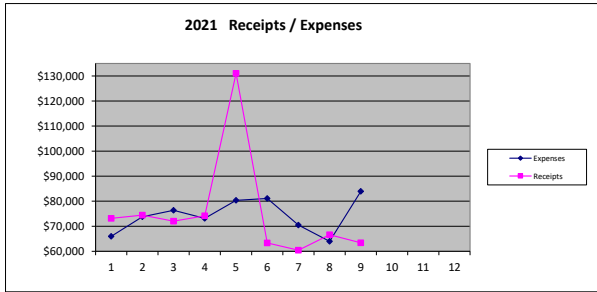
-\$41,948
under budget

RECEIPTS LESS EXPENSES

\$9,521
SURPLUS

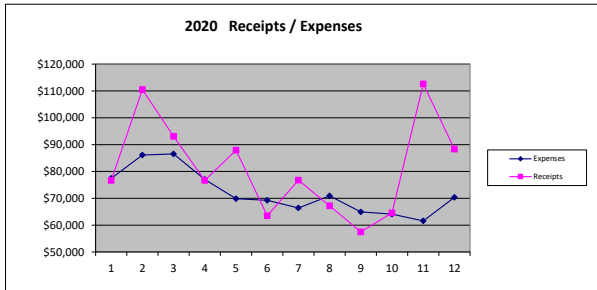
BUDGET	2018		2019		2020		2021	
Pledged \$	841,380	261	792,062	243	800,123	234	597,781	185
Non-Pledged \$	149,120	pledges	175,938	pledges	159,877	pledges	318,219	pledges
Envelope Receipts budgeted	990,500		968,000		960,000		916,000	
1 MONTH PRO-RATA = 8.3%								
ACTUAL			1 mo. 2019		1 mo. 2020		1 mo. 2021	
Pledged \$ received			63,365	8.0%	61,402	7.7%	62,177	10.4%
Non-pledged \$ received			13,450	7.6%	13,969	8.7%	10,986	3.5%
Envelope Receipts actual			76,815	7.9%	75,371	7.9%	73,163	8.0%
2 MONTHS PRO-RATA = 16.7%								
ACTUAL			2 mos. 2019		2 mos. 2020		2 mos. 2021	
Pledged \$ received			129,898	16.4%	160,737	20.1%	116,886	19.6%
Non-pledged \$ received			20,295	11.5%	24,427	15.3%	26,522	8.3%
Envelope Receipts actual			150,193	15.5%	185,164	19.3%	143,408	15.7%
3 MONTHS PRO-RATA = 25.0%								
ACTUAL			3 mos. 2019		3 mos. 2020		3 mos. 2021	
Pledged \$ received			234,762	29.6%	244,990	30.6%	165,070	27.6%
Non-pledged \$ received			26,166	14.9%	32,472	20.3%	48,079	15.1%
Envelope Receipts actual			260,928	27.0%	277,462	28.9%	213,149	23.3%
4 MONTHS PRO-RATA = 33.3%								
ACTUAL			4 mos. 2019		4 mos. 2020		4 mos. 2021	
Pledged \$ received			291,614	36.8%	304,708	38.1%	215,664	36.1%
Non-pledged \$ received			36,206	20.6%	49,190	30.8%	69,141	21.7%
Envelope Receipts actual			327,820	33.9%	353,898	36.9%	284,805	31.1%
5 MONTHS PRO-RATA = 41.7%								
ACTUAL			5 mos. 2019		5 mos. 2020		5 mos. 2021	
Pledged \$ received			346,658	43.8%	380,423	47.5%	284,807	47.6%
Non-pledged \$ received			46,986	26.7%	61,266	38.3%	128,710	40.4%
Envelope Receipts actual			393,644	40.7%	441,689	46.0%	413,517	45.1%
6 MONTHS PRO-RATA = 50.0%								
ACTUAL	6 mos. 2018		6 mos. 2019		6 mos. 2020		6 mos. 2021	
Pledged \$ received	405,023	48.1%	406,543	51.3%	439,672	55.0%	330,741	55.3%
Non-pledged \$ received	64,470	43.2%	62,107	35.3%	65,484	41.0%	143,788	45.2%
Envelope Receipts actual	469,493	47.4%	468,650	48.4%	505,156	52.6%	474,529	51.8%
7 MONTHS PRO-RATA = 58.3%								
ACTUAL			7 mos. 2019		7 mos. 2020		7 mos. 2021	
Pledged \$ received			479,983	60.6%	511,841	64.0%	369,241	61.8%
Non-pledged \$ received			93,296	53.0%	69,617	43.5%	163,322	51.3%
Envelope Receipts actual			573,279	59.2%	581,458	60.6%	532,563	58.1%
8 MONTHS PRO-RATA = 66.7%								
ACTUAL			8 mos. 2019		8 mos. 2020		8 mos. 2021	
Pledged \$ received			543,753	68.7%	568,037	71.0%	414,980	69.4%
Non-pledged \$ received			103,222	58.7%	78,616	49.2%	181,192	56.9%
Envelope Receipts actual			646,975	66.8%	646,653	67.4%	596,172	65.1%
9 MONTHS PRO-RATA = 75.0%								
ACTUAL	9 mos. 2018		9 mos. 2019		9 mos. 2020		9 mos. 2021	
Pledged \$ received	638,927	75.9%	602,128	76.0%	620,077	77.5%	461,845	77.3%
Non-pledged \$ received	93,007	62.4%	114,773	65.2%	81,874	51.2%	195,746	61.5%
Envelope Receipts actual	731,934	73.9%	716,901	74.1%	701,951	73.1%	657,591	71.8%
10 MONTHS PRO-RATA = 83.3%								
ACTUAL	10 mos. 2018		10 mos. 2019		10 mos. 2020		10 mos. 2021	
Pledged \$ received	699,642	83.2%	661,310	83.5%	673,663	84.2%	-	0.0%
Non-pledged \$ received	103,291	69.3%	122,363	69.5%	90,632	56.7%	-	0.0%
Envelope Receipts actual	802,933	81.1%	783,673	81.0%	764,295	79.6%	-	0.0%
11 MONTHS PRO-RATA = 91.7%								
ACTUAL	11 mos. 2018		11 mos. 2019		11 mos. 2020		11 mos. 2021	
Pledged \$ received	762,871	90.7%	722,223	91.2%	732,005	91.5%	-	0.0%
Non-pledged \$ received	113,972	76.4%	133,481	75.9%	94,527	59.1%	-	0.0%
Envelope Receipts actual	876,843	88.5%	855,704	88.4%	826,532	86.1%	-	0.0%
12 MONTHS PRO-RATA = 99.7%								
ACTUAL	12 mos. 2018		12 mos. 2019		12 mos. 2020		12 mos. 2021	
Pledged \$ received	834,239	99.2%	789,567	99.7%	796,299	99.5%	-	0.0%
Non-pledged \$ received	133,450	89.5%	162,654	92.4%	116,492	72.9%	-	0.0%
Envelope Receipts actual	967,689	97.7%	952,221	98.4%	912,791	95.1%	-	0.0%

SEPTEMBER 2021



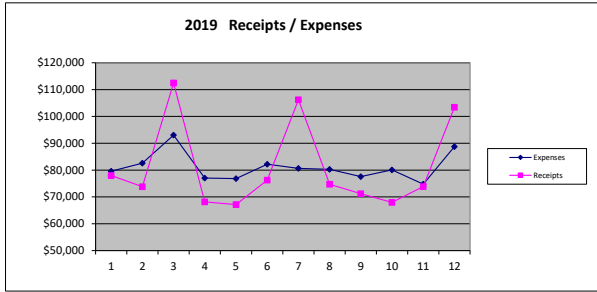
	Receipts		Expenses		Difference		
	CM	YTD	CM	YTD	CM	YTD	
2021							
(Five Sundry Months)							
Jan	**	73,165	73,165	65,953	65,953	7,212	7,212
Feb		74,458	147,623	73,785	139,738	673	7,885
March		72,034	219,657	76,355	216,093	-4,321	3,564
April		74,194	293,851	73,147	289,240	1,047	4,611
May	**	131,043	424,894	80,362	369,602	50,681	55,292
June		63,346	488,240	81,117	450,719	-17,771	37,521
July		60,441	548,681	70,492	521,211	-10,051	27,470
Aug	**	66,385	615,266	63,976	585,187	2,609	30,079
Sept		63,382	678,648	83,940	669,127	-20,558	9,521
Oct	**					0	0
Nov						0	0
Dec						0	0

\$5,139 pre-paid pledges (from 2020) remain to be booked October - December



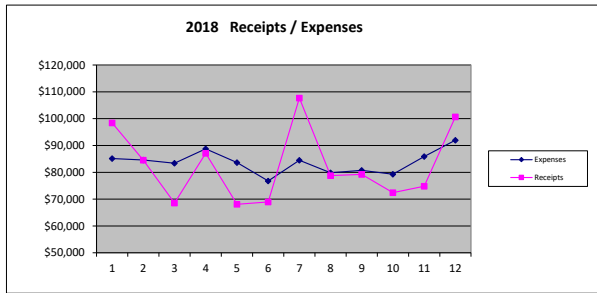
	Receipts		Expenses		Difference		
	CM	YTD	CM	YTD	CM	YTD	
2020							
(Five Sundry Months)							
Jan		76,680	76,680	77,392	77,392	-712	-712
Feb		110,533	187,213	86,133	163,525	24,400	23,688
March	**	93,077	280,290	86,533	250,058	6,544	30,232
April		76,647	356,937	76,984	327,042	-337	29,895
May	**	87,927	444,864	69,843	396,885	18,084	47,979
June		63,492	508,356	69,264	466,149	-5,772	42,207
July		76,733	585,089	66,397	532,546	10,336	52,543
Aug	**	67,196	652,285	70,902	603,448	-3,706	48,837
Sept		57,478	709,763	64,956	668,404	-7,478	41,359
Oct		64,552	774,315	64,099	732,503	453	41,812
Nov	**	112,614	886,929	61,577	794,080	51,037	92,849
Dec		88,306	975,235	70,357	864,437	17,949	110,798

** includes \$48,000 PPP Funds
\$9,279 additional benevolence payments
\$101,519 transferred to Contingency Fund



	Receipts		Expenses		Difference		
	CM	YTD	CM	YTD	CM	YTD	
2019							
(Five Sunday Months)							
Jan	77,995	77,995	79,574	79,574	-1,579	-1,579	
Feb	73,827	151,822	82,571	162,145	-8,744	-10,323	
March	**	112,486	93,029	255,174	19,457	9,134	
April		68,159	77,048	332,222	-8,889	265	
May		67,145	76,815	409,037	-9,670	-9,425	
June	**	76,292	82,175	491,212	-5,883	-15,308	
July		106,234	80,617	571,829	25,617	10,309	
Aug		74,708	80,286	652,115	-5,578	4,731	
Sept	**	71,196	728,042	77,597	729,712	-6,401	-1,670
Oct		67,967	796,009	80,083	809,795	-12,116	-13,786
Nov		73,888	869,897	74,755	884,550	-867	-14,653
Dec	**	103,418	973,315	88,765	973,315	14,653	0

transferred \$4,272.58 from Fund II
Thrivent Choice funds to balance budget

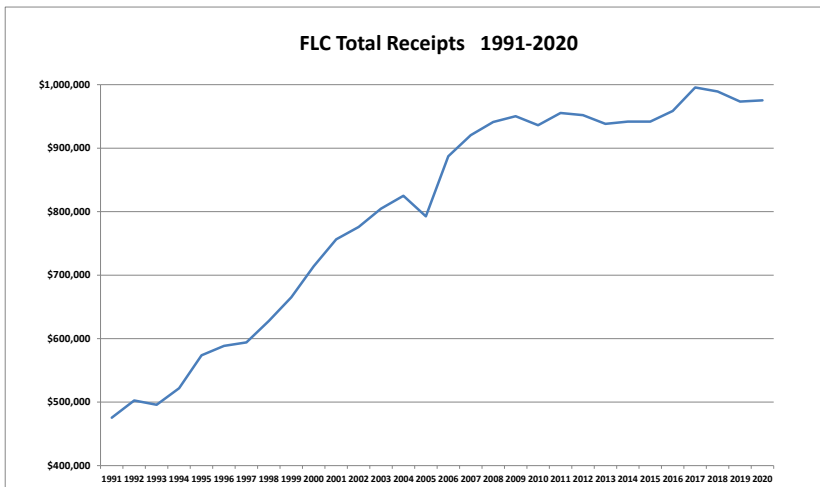


	Receipts		Expenses		Difference	
	CM	YTD	CM	YTD	CM	YTD
2018						
(Five Sunday Months)						
Jan	98,418	98,418	85,154	85,154	13,264	13,264
Feb	84,532	182,950	84,563	169,717	-31	13,233
March	**	68,566	83,363	253,080	-14,797	-1,564
April		87,084	88,748	341,828	-1,664	-3,228
May		68,081	83,625	425,453	-15,544	-18,772
June		68,960	76,779	502,232	-7,819	26,591
July	**	107,701	84,494	586,726	23,207	-3,384
Aug		78,779	79,816	666,542	-1,037	-4,421
Sept	**	79,201	80,727	747,269	-1,526	-5,947
Oct		72,433	79,297	826,566	-6,864	-12,811
Nov		74,822	85,906	912,472	-11,084	-23,895
Dec	**	100,648	91,974	1,004,446	8,674	-15,221

transferred \$7,000.00 from Fund II
Thrivent Choice funds to get to
(\$15,200.00) deficit position

Transfer from Fund II Maint Reserve - \$8,965.97
Transfer from undesignated member gifts - Fund II \$5,254.88

2017
 2016
 2015
 2014
 2013
 2012
 2011
 2010
 2009
 2008
 2007
 2006
 2005
 2004
 2003
 2002
 2001
 2000
 1999
 1998
 1997
 1996
 1995
 1994
 1991 - 1993



Year	Receipts	% Change
1991	\$ 475,488	
1992	\$ 502,673	5.7%
1993	\$ 495,890	-1.3%
1994	\$ 521,959	5.3%
1995	\$ 573,731	9.9%
1996	\$ 588,478	2.6%
1997	\$ 594,150	1.0%
1998	\$ 627,954	5.7%
1999	\$ 665,191	5.9%
2000	\$ 714,159	7.4%
2001	\$ 756,435	5.9%
2002	\$ 775,843	2.6%
2003	\$ 804,594	3.7%
2004	\$ 824,991	2.5%
2005	\$ 792,604	-3.9%
2006	\$ 887,179	11.9%
2007	\$ 920,539	3.8%
2008	\$ 941,170	2.2%
2009	\$ 950,224	1.0%
2010	\$ 936,135	-1.5%
2011	\$ 955,308	2.0%
2012	\$ 952,038	-0.3%
2013	\$ 938,138	-1.5%
2014	\$ 941,872	0.4%
2015	\$ 941,887	0.0%
2016	\$ 958,595	1.8%
2017	\$ 995,559	3.9%
2018	\$ 989,225	-0.6%
2019	\$ 973,315	-1.6%
2020	\$ 975,235 (including \$48,000 PPP)	0.2%

9/30/2021

FUND II -- ACCOUNT ANALYSIS

		<u>BALANCE</u> <u>12/31/2020</u>	<u>RECEIPTS</u>	<u>EXPENSES</u>	<u>INTEREST</u>	<u>TRANSFER</u>	<u>BALANCE</u> <u>9/30/2021</u>
Housing Fund	Checking Acct	287.52	8,750.00		0.67	(9,000.00)	38.19
	Money Mkt Acct	7,426.10			26.20	9,000.00	16,452.30
	Housing Loan - Pastor Eller	8,750.00		(8,750.00)			0.00
Memorial Fund	Checking Acct	496.60	2,482.50	(3,043.68)	0.02		(64.56)
	Money Mkt Acct	22,954.99			70.77		23,025.76
Flower Fund	Checking Acct	(106.86)	35.00	(152.35)			(224.21)
	Money Mkt Acct	2,726.17			8.41		2,734.58
Music Fund	Checking Acct	441.71		(985.00)			(543.29)
	Money Mkt Acct	3,269.29			10.08		3,279.37
Youth Fund	Checking Acct	293.24	19,027.09	(17,144.81)	0.29		2,175.81
	Money Mkt Acct	10,781.02			33.25		10,814.27
Capital Campaign Fund	Checking Acct	6,399.38	446,708.76	(453,152.66)	3.24	7,950.63	7,909.35
	Money Mkt Acct	105,483.51		(92,550.00)	18.58	(12,950.63)	1.46
	Mission Investment Chkg Acct	801.52		(802.00)	11.73	5,000.00	5,011.25
Mortgage Transition Fund	Checking Acct	436.01	27,603.00		1.10	(24,000.00)	4,040.11
	Money Mkt Acct	49,355.95			160.96	24,000.00	73,516.91
Maintenance Reserve Fund	Checking Acct	116.99	5,251.00	(3,560.00)	0.10		1,808.09
	Money Mkt Acct	47,084.90			145.15		47,230.05
Sabbatical Fund	Checking Acct	371.65					371.65
	Money Mkt Acct	10,942.26			33.73		10,975.99
Ministry Initiative Fund	Checking Acct	556.55			0.03		556.58
	Money Mkt Acct	12,160.96			37.50		12,198.46
Fair Trade Fund	Checking Acct	2,482.45	563.24	(475.07)	0.23		2,570.85
Seminary Scholarship Fund	Checking Acct	669.28			0.02		669.30
	Money Mkt Acct	4,779.93			14.72		4,794.65
Contingency Fund	Checking Acct	110,797.59	100.00	(21,834.45)	0.01	(88,000.00)	1,063.15
	Money Mkt Acct	0.00			279.83	88,000.00	88,279.83
'Other' Designated Fund (see detail tab)	Checking Acct	6,085.09	283,760.02	(233,160.88)	4.82	(54,000.00)	2,689.05
	Money Mkt Acct	128,694.86		(17,560.00)	465.57	54,000.00	165,600.43
		\$544,538.66	\$794,280.61	(\$853,170.90)	\$1,327.01	\$0.00	\$486,975.38

9/30/2021

OTHER DESIGNATED ACCOUNT

8,103.15	Pastor Discretionary Fund (see detail tab)
35,307.60	Columbarium (see detail tab)
5,613.11	Thrivent Choice (see detail tab)
1,845.89	Martha Circle kitchen fund (cookbooks)
176.50	Book Nook books (pre-2009)
133.60	Memorials - library funds (4-19 and 5-10-09 count sheets) Janssen's (\$695.00 less \$561.40 disbursed)
1,000.00	Carol Reed (12-19-10 count sheet) funeral arrangements
385.00	2017 continuing ed carry-over - Masako \$385.00
1,000.00	2018 continuing ed carry-over - Masako \$1,000.00
1,000.00	2019 continuing ed carry-over - Masako \$1,000.00
1,242.79	2020 continuing ed carry-over - Masako \$779.46; Steve \$380.00; Kathleen \$83.33
25.00	Goat Fund (including African children fund) Kay Rockwell
1,782.84	Immigrant Support Fund Barbara Johnson Frank
4,041.69	First Friday Jazz Lee Rockwell
906.49	Funeral lunch supplies (Dennis Phelps 10-30-2011 count sheet \$1,000.00 less \$93.51 disbursed to-date)
4,326.10	Tanzania health care Karen Clementson
760.81	Social ministry discretionary Karen Lenzen
1,000.00	Olson memorial service (9-15-13 count sheet)
15,696.29	Backpack Program Kathy Dickey/Karen Lenzen
3,520.30	Sudanese (Nuer) Worship Community Bol Ngok 402-617-2667 (Text)
2,005.11	Sudanese (Nuer) Worship Community -- FLC Bol Ngok 402-617-2667 (Text)

795.00	Camp scholarships
795.00	Carol Joy Hollings scholarships
635.00	Youth mission trip scholarships

<u>WEDDING DEPOSITS:</u>	<u>wedding date:</u>
--------------------------	----------------------

2,674.40	Kicks For Kids Donice Kaspar
259.87	Fellowship Committee fund Judy Batterman
2,523.60	Matt Talbot (Donna Nelson \$2,800 & Gary Schaepe \$1,350 less \$1,626.40 disbursed)
1,528.82	FaithTrek youth program (Brandon/Amanda Garrett \$50/month beginning March 2019 less \$121.18 disbursed) plus \$100.00 Mel Balabon memorial (5-5-19 count sheet Loretta Hammelmann)
138.17	Grief Support (\$338.76 receipts less \$317.70 disbursed) Judy Bailey
890.00	Sanctuary decorations (in lieu of Poinsettias 2019 \$690.00 and Lilies 2020 \$200.00)
720.00	Church decorations (in lieu of Poinsettias 2020 \$645.00 and Lilies 2021 \$75.00)
400.00	Lobby furniture (7-18-21 count sheet)
127.39	Spirituality Events (Epiphany workshop Jan 2020 \$280.00 less \$63.77) Denise Mainquist (Zentangle workshop March 2021 \$450.40 less \$539.24)
5,319.32	Food Pantry fund Judy Batterman
5,919.19	Brotherhood Mutual partial hail claim settlement (Dec 2020) hail damage 4-12-2020
50,088.47	Carol Reed bequest (deposited 2-1-2021)

<u>150th ANNIVERSARY:</u>	
926.70	printing/stationary funds (\$1,000.00 less \$73.30 expenses)
2,090.00	donated funds from members
500.00	donation from Endowment Fund (Nov 2019)
1,000.00	Immanuel Community grant (9-1-19 count sheet)
(3,129.14)	purchase of anniversary sale items
3,314.72	income from sale of anniversary items
(1,000.00)	ChefauChef LLC catering deposit for dinner 4-26-2020 (paid 2-1-19)
1,796.15	ticket sales for dinner
TOTAL: \$5,498.43	

104.55 Interest

\$168,289.48 BALANCE

9/30/2021

'Called To Welcome' Building Project

	Receipts	Disbursements						Balance	
	Walsh		Hampton		MIF				
	Fundraising	RDG	Construction	Loan Advance	Loan Interest	Other Expenses			
2015 - 2017	\$21,635.03								\$21,635.03
2018									
January	\$2,155.93	(\$40.31)						\$23,750.65	
February	\$1,065.90	(\$15,092.88)						\$9,723.67	
March	\$59.01	(\$11,728.84)						(\$1,946.16)	
April	\$132,702.70	(\$28,855.69)	(\$13,597.18)					\$88,303.67	
May	\$176,394.78	(\$13,447.34)	(\$39,887.50)					\$211,363.61	
June	\$104,624.45	(\$12,342.49)	(\$49,494.06)				(\$2,600.00)	\$251,551.51	
July	\$210,612.02						(\$1,040.00)	\$461,123.53	
August	\$125,693.33		(\$21,292.26)				(\$4,742.35)	\$560,782.25	
September	\$118,057.06						(\$860.00)	\$677,979.31	
October	\$23,693.52	(\$441.48)	(\$31,263.88)					\$669,967.47	
November	\$84,170.99		(\$50,430.58)				(\$6,403.86)	\$697,304.02	
December	\$124,991.13		(\$14,058.05)				(\$13,933.86)	\$794,303.24	
	\$1,104,220.82	(\$81,949.03)	(\$220,023.51)	\$0.00	\$0.00	\$0.00	(\$29,580.07)	\$794,303.24	
2019									
January	\$51,289.55	(\$7,310.07)					(\$31,745.81)	\$806,536.91	
February	\$42,564.32		(\$127,203.50)				(\$248.86)	\$721,648.87	
March	\$83,469.91	(\$5,479.20)	(\$160,149.53)				(\$20,350.26)	\$619,139.79	
April	\$34,268.96	(\$8,239.86)	(\$216,397.90)				(\$1,753.76)	\$427,017.23	
May	\$18,690.20	(\$6,684.00)					(\$5,350.26)	\$433,673.17	
June	\$84,244.95	(\$6,146.87)	(\$752,503.94)	\$295,000.00			(\$608.76)	\$53,658.55	
July	\$175,316.02	(\$5,421.87)	(\$429,094.68)	\$273,000.00			(\$608.76)	\$66,849.26	
August	\$98,797.81	(\$5,928.53)	(\$251,972.37)	\$97,000.00		(\$1,644.72)	(\$752.76)	\$2,348.69	
September	\$29,655.99	(\$5,721.19)				(\$2,473.30)	(\$447.36)	\$23,362.83	
October	\$39,581.22	(\$5,871.87)	(\$504,563.19)	\$458,000.00		(\$2,601.66)	(\$18,248.86)	(\$10,341.53)	
November	\$61,631.18	(\$4,175.43)				(\$3,946.96)	(\$21,828.61)	\$21,338.65	
December	\$164,859.95		(\$579,357.74)	\$540,000.00		(\$4,268.94)	(\$248.86)	\$142,323.06	
	\$884,370.06	\$0.00	(\$60,978.89)	(\$3,021,242.85)	\$1,663,000.00	(\$14,935.58)	(\$102,192.92)	\$142,323.06	
2020									
January	\$62,658.88	(\$1,181.96)	(\$118,990.22)			(\$5,513.63)	(\$38,352.84)	\$40,943.29	
February	\$64,197.70		(\$71,395.37)			(\$7,007.57)	(\$8,103.86)	\$18,634.19	
March	\$45,338.98		(\$131,915.89)	\$130,000.00		(\$6,110.96)	(\$248.86)	\$55,697.46	
April	\$54,081.97	(\$1,735.00)				(\$6,532.40)	(\$44,438.86)	\$57,073.17	
May	\$51,821.90		(\$60,654.80)	\$50,000.00		(\$7,079.42)	(\$15,990.72)	\$75,170.13	
June	\$31,803.89	(\$29,575.82)	(\$211,173.31)	\$225,000.00		(\$7,239.45)	(\$248.86)	\$83,736.58	
July	\$35,993.98					(\$7,005.93)	(\$248.86)	\$112,475.77	
August	\$66,224.51			(\$93,032.52)		(\$8,693.48)	(\$42,561.84)	\$34,412.44	
September	\$16,204.61			(\$3,615.03)		(\$8,110.97)	(\$4,350.00)	\$34,541.05	
October	\$24,975.34			(\$4,300.58)		(\$7,425.42)	(\$336.98)	\$47,453.41	
November	\$46,919.41			(\$3,999.26)		(\$7,726.74)	(\$2,447.83)	\$80,198.99	
December	\$44,211.42			(\$4,264.72)		(\$7,461.28)		\$112,684.41	
	\$544,432.59	\$0.00	(\$32,492.78)	(\$594,129.59)	\$295,787.89	(\$85,907.25)	(\$157,329.51)	\$112,684.41	

	Receipts	Disbursements						Balance
		Walsh Fundraising	RDG	Hampton Construction	MIF Loan Advance	MIF Loan Interest	Other Expenses	
2021								
January	\$23,918.83				(\$79,031.72)	(\$7,694.28)		\$49,877.24
February	\$31,227.17				(\$4,045.52)	(\$7,680.48)	(\$16,337.00)	\$53,041.41
March	\$15,572.46				(\$5,175.62)	(\$6,550.38)	(\$2,000.00)	\$54,887.87
April	\$23,836.90				(\$154,378.38)	(\$7,347.62)		\$66,998.77
May	\$17,373.64				(\$44,024.38)	(\$6,058.62)		\$34,289.41
June	\$21,768.70				(\$4,597.15)	(\$5,485.85)		\$45,975.11
July	\$36,876.76				(\$69,669.22)	(\$5,413.78)		\$7,768.87
August	\$202,391.22				(\$194,504.43)	(\$5,578.57)		\$10,077.09
September	\$72,927.97				(\$64,703.40)	(\$5,379.60)		\$12,922.06
October								
November								
December								
	\$445,893.65	\$0.00	\$0.00	\$0.00	(\$620,129.82)	(\$57,189.18)	(\$18,337.00)	\$12,922.06
					Total Disbursements To-Date	(\$4,476,288.16)		
TO-DATE TOTALS	\$3,000,552.15	(\$81,949.03)	(\$313,495.18)	(\$3,615,372.44)	\$1,338,658.07	(\$158,032.01)	(\$307,439.50)	\$12,922.06

OTHER EXPENSES:

\$ 7,342.35	TD2 Engineering - surveying
\$ 23,725.00	Bockmann - asbestos removal
\$ 7,015.00	Mission Investment Fund - closing fees
\$ 5,226.06	Builders risk insurance
\$ 3,787.20	PODS storage/refuse container
\$ 86,319.00	Ratigan-Schottler - pews/chairs
\$ 62,190.00	Wood Specialties - liturgical furnishings
\$ 15,000.00	Pianos Unlimited
\$ 3,576.38	White Castle Roofing - gutters/downspouts
\$ 8,100.00	AFL Fences - Dimensions playground fence
\$ 2,100.00	Allo - pull 12 data lines
\$ 11,646.47	Twin City Hardware - door hardware/re-keying
\$ 5,274.27	Landscaping
\$ 9,483.00	Wenger Corp - choir risers/accessories
\$ 38,317.77	Skylight replacement
\$ 16,337.00	Security alarm system
\$ 2,000.00	Mortgage buydown fee (March 2021)
\$ 307,439.50	

MORTGAGE TRANSITION FUND

9/30/2021

Receipts:

Nov 2018 - check received	13,000.00	Dorothy Ekblad estate gift
Feb 2020 - check received	1,000.00	Clara Wasenius estate gift
Feb & May 2020 - memorial funds transferred	655.00	Clara & Al Wasenius memorial funds
transfer from 2019 Fund I budget	9,900.00	
transfer from 2020 Fund I budget	25,180.00	
transfer from 2021 Fund I budget	27,603.00	
	<u>\$77,338.00</u>	

Interest to-date:

\$219.02

BALANCE

\$77,557.02

CONTINGENCY FUND

9/30/2021

Receipts:

2020 operating surplus	62,797.59
2020 Paycheck Protection Program (PPP) funds	<u>48,000.00</u>
	<u>\$110,797.59</u>

Interest to-date:

\$279.84

Disbursements to-date:

Jan 2021 - additional 2020 benevolence contributions	(9,279.00)
Jan 2021 - purchase Epson copier for office	(10,434.45)
May-Aug 2021 - lead pastor candidate expenses	<u>(2,021.00)</u>
	<u>(\$21,734.45)</u>

BALANCE

\$89,342.98

9/30/2021

EARLY CHILDHOOD LEARNING													Actual Expenses:		Remaining Budget
Budget:	Jan	Feb	March	April	May	June	July	Aug	Sept	Oct	Nov	Dec	TOTAL		
"Walking Wet"	\$125												\$0.00	\$125.00	
Cards/Other gifts	\$75							\$9.99					\$9.99	\$65.01	
Family events	\$100			\$28.29									\$28.29	\$71.71	
FaithTrek (pre-school)	\$200												\$0.00	\$200.00	
Baptism Classes	\$30												\$0.00	\$30.00	
Nursery Supplies	\$45												\$0.00	\$45.00	
\$575	\$0.00	\$0.00	\$0.00	\$28.29	\$0.00	\$0.00	\$0.00	\$9.99	\$0.00	\$0.00	\$0.00	\$0.00	\$38.28	\$536.72	

ELEMENTARY LEARNING													Actual Expenses:		Remaining Budget
Budget:	Jan	Feb	March	April	May	June	July	Aug	Sept	Oct	Nov	Dec	TOTAL		
FaithTrek materials	\$1,000	\$63.28	\$24.67	\$25.30		\$29.40			\$134.15				\$276.80	\$723.20	
Youth activities/Family events	\$250	\$45.46		\$28.30									\$73.76	\$176.24	
Bible/Communion classes	\$100												\$0.00	\$100.00	
VBS	\$400				\$205.01		\$731.56	(\$360.92)					\$575.65	-\$175.65	
Camp	\$150												\$0.00	\$150.00	
\$1,900	\$108.74	\$24.67	\$25.30	\$28.30	\$205.01	\$29.40	\$731.56	(\$360.92)	\$134.15	\$0.00	\$0.00	\$0.00	\$926.21	\$973.79	

MIDDLE SCHOOL LEARNING													Actual Expenses:		Remaining Budget
Budget:	Jan	Feb	March	April	May	June	July	Aug	Sept	Oct	Nov	Dec	TOTAL		
Confirmation	\$1,900			\$62.50			\$143.75	\$60.00	\$722.28				\$988.53	\$911.47	
Youth activities/Family events	\$175	\$124.43		\$62.85	\$71.95				\$86.27				\$345.50	-\$170.50	
MSL materials	\$175	\$29.00	\$24.67	\$10.36									\$73.76	\$110.97	
Accompaniment trips/Gatherings	\$1,400			\$350.00	\$350.00	\$350.00	\$350.00						\$1,400.00	\$0.00	
\$3,650	\$153.43	\$24.67	\$423.21	\$484.45	\$350.00	\$350.00	\$143.75	\$60.00	\$808.55	\$0.00	\$0.00	\$0.00	\$2,798.06	\$851.94	

HIGH SCHOOL LEARNING													Actual Expenses:		Remaining Budget
Budget:	Jan	Feb	March	April	May	June	July	Aug	Sept	Oct	Nov	Dec	TOTAL		
Graduating Seniors	\$100			\$133.96		\$182.81							\$316.77	-\$216.77	
Youth activities/Family events	\$875	\$124.43		\$167.60	\$72.00		\$24.37		\$86.27				\$474.67	\$400.33	
HSL materials	\$75	\$29.00	\$60.64	\$10.36									\$100.00	-\$25.00	
Accompaniment trips/Gatherings	\$5,950			\$1,487.50	\$1,487.50	\$1,487.50	\$1,487.50						\$5,950.00	\$0.00	
\$7,000	\$153.43	\$60.64	\$1,665.46	\$1,559.50	\$1,621.46	\$1,670.31	\$24.37	\$0.00	\$86.27	\$0.00	\$0.00	\$0.00	\$6,841.44	\$158.56	

ADULT LEARNING													Actual Expenses:		Remaining Budget
Budget:	Jan	Feb	March	April	May	June	July	Aug	Sept	Oct	Nov	Dec	TOTAL		
Adult ed	\$350	\$29.00	\$35.98										\$64.98	\$285.02	
Young professionals	\$75			\$120.00									\$120.00	-\$45.00	
English tutoring	\$50												\$0.00	\$50.00	
Senior ministry	\$175												\$0.00	\$175.00	
\$650	\$29.00	\$35.98	\$0.00	\$120.00	\$0.00	\$0.00	\$0.00	\$0.00	\$0.00	\$0.00	\$0.00	\$0.00	\$184.98	\$465.02	

LEARNING BUDGET TOTAL													Actual Expenses:		Remaining Budget
Budget:	Jan	Feb	March	April	May	June	July	Aug	Sept	Oct	Nov	Dec	TOTAL		
\$13,775	\$444.60	\$145.96	\$2,113.97	\$2,220.54	\$2,176.47	\$2,049.71	\$899.68	-\$290.93	\$1,028.97	\$0.00	\$0.00	\$0.00	\$10,788.97	\$2,986.03	
													78.3%	21.7%	
													% of total budget	% of total budget	

9/30/2021

MEMORIAL FUND

1,080.10	John Christensen (remaining)
1,285.00	Virgil Schafer
245.00	Dale Flotree
1,633.28	Randy Bailey (remaining)
3,895.00	Ron Reineke
510.00	Norma Thomsen
110.00	Darrell Troutman
335.00	Paul Kruse
2,850.00	Doug Zatechka
180.00	Noah Amland
475.00	Ron Johnson
1,120.00	Anne Sandin
3,715.00	Terry Clementson
545.00	Bill Tesar
435.00	Larry Glaser
935.32	Andrew Morrow (remaining)
1,169.00	Elva Mares (remaining)
50.00	Ann Holm
440.00	Howard Johnson
15.00	Helen Bartholomew
75.00	Bill Roundey
362.50	Jan Norris
200.00	Neal Simley
1,180.00	Bob Lohrberg
121.00	interest

\$22,961.20 BALANCE

last receipt:

Dec-09
Feb-12
Feb-16
Jan-16
May-16
Aug-16
Aug-16
Sep-18
Mar-19
May-19
Apr-19
May-21
Nov-19
Feb-20
Jul-20
Nov-20
Mar-21
Nov-20
Dec-20
Nov-20
Apr-21
Jun-21
Jun-21
Sep-21

contact info:

Jan Christensen
Mariann Schafer/ Dean-Teri Martin
Jeannene Flotree / Sharon Pilus
Judy Bailey
Julie Reineke
Bob & Pat Thomsen
Shirley Troutman
Jan Kruse
Jane Zatechka
Joan Carlson's son
Juli Johnson / Lee Rockwell
Liana Sandin
Karen Clementson
Carol Tesar
Cathy Gorka - daughter
Molly Goninan
Jan Modica
Pete Holm - son
Cherie Johnson
Ann Masters
Dolores Roundey
Carol Roxanne Holt - daughter
Kathleen Simley
Marilyn Lohrberg

THRIVENT CHOICE

9/30/2021

Receipts:

2010	772.00
2011	4,184.00
2012	4,925.00
2013	3,992.00
2014	4,980.00
2015	3,767.00
2016	3,573.00
2017	930.00
2018	2,353.00
2019	1,745.00
2020	2,651.00
2021	894.00
	<u>\$34,766.00</u>

Interest to-date:

\$152.10

Disbursements to-date:

2012

outdoor activity area (1,873.25)

2013

adjust inventory value - FLC t-shirts/bags/sweatshirts (800.61)

AV equipment purchased April 2012 (798.66)

2014

mortgage pre-payment (4,000.00)

2016

Staff/Council appreciation dinner (Associate Pastor vacancy) (892.36)

2017

10 pictures/frames for outgoing 2016 & 2017 Council members (400.00)

Judy Batterman retirement gift (429.61)

Bonita Johnsen retirement gift (500.00)

Heidi Widner gift (going to seminary) (400.00)

Dan Warnes 30th anniversary ordination gift (250.00)

Funds transferred to balance Fund I operating budget (6,356.50)

2018

Funds transferred to balance Fund I operating budget (7,000.00)

2019

Funds transferred to balance Fund I operating budget (4,272.58)

2021

NLOM - Summer Ministry Team Leader sponsorship (750.00)

Dimensions Explore Outdoor classroom - replenish sand/rocks/etc. (581.42)

(\$29,304.99)

BALANCE

\$5,613.11

PASTOR DISCRETIONARY FUND

9/30/2021

Contributions to-date	\$66,361.95	
Interest to-date	\$1,029.13	
Disbursements to-date	<u>(\$59,287.93)</u>	
Balance		<u>\$8,103.15</u>

9/30/2021 Continuing Ed / Professional Expense / Staff Development

STEVE		\$583.33	CONTINUING EDUCATION	Jan 1-July 31, 2021
		<u>\$583.33</u>	Remaining	
		<u>carry-over from 2020</u>	\$380.00	
		<u>\$116.67</u>	PROFESSIONAL EXPENSE	Jan 1-July 31, 2021
		<u>\$116.67</u>	Remaining	
BILL		\$637.10	CONTINUING EDUCATION	Jan 11-Aug 31, 2021
		<u>\$637.10</u>	Remaining	
		\$127.42	PROFESSIONAL EXPENSE	Jan 11-Aug 31, 2021
		<u>\$127.42</u>	Remaining	
SUSANNA		\$333.33	CONTINUING EDUCATION	Sept 1 - Dec 31, 2021
		<u>\$333.33</u>	Remaining	
		\$66.67	PROFESSIONAL EXPENSE	Sept 1 - Dec 31, 2021
		<u>\$66.67</u>	Remaining	
ERIN		\$375.00	CONTINUING EDUCATION	Aug 16-Dec 31, 2021
		<u>\$375.00</u>	Remaining	
		\$75.00	PROFESSIONAL EXPENSE	Aug 16-Dec 31, 2021
		<u>\$75.00</u>	Remaining	
MASAKO		\$1,000.00	CONTINUING EDUCATION	
		<u>\$1,000.00</u>	Remaining	
		<u>carry-over from 2020</u>	\$779.46	
		<u>carry-over from 2019</u>	\$1,000.00	
		<u>carry-over from 2018</u>	\$1,000.00	
		<u>carry-over from 2017</u>	\$385.00	
	January	\$100.00 (\$90.00)	PROFESSIONAL EXPENSE	
		<u>\$10.00</u>	Remaining	
SHARON		\$1,000.00	CONTINUING EDUCATION	
	June	(\$149.00)		
	July	(\$10.00)		
	September	(\$51.99)		
		<u>\$789.01</u>	Remaining	
	August	\$100.00 (\$23.85)	PROFESSIONAL EXPENSE	
	September	(\$14.47)		
		<u>\$61.68</u>	Remaining	
KATHLEEN		\$1,000.00	CONTINUING EDUCATION	
	July	(\$10.00)		
		<u>\$990.00</u>	Remaining	
		<u>carry-over from 2020</u>	\$83.33	
	\$100.00	PROFESSIONAL EXPENSE		
	<u>\$100.00</u>	Remaining		
STAFF DEVELOPMENT		\$300.00		
	April	(\$25.30)		
	May	(\$177.55)		
	June	(\$156.84)		
		<u>(\$59.69)</u>	Remaining	

9/30/2021

COLUMBARIUM RECAP

<u>Receipts:</u>		<u>Receipts:</u>		<u>Receipts:</u>	
	<u>2006</u>		<u>2012</u>		<u>2018</u>
\$4,000.00	June	\$450.00	January	\$2,000.00	April
2,000.00	July	1,000.00	August	2,000.00	August
3,000.00	August		<u>2013</u>	2,500.00	December
2,000.00	September	2,000.00	September		<u>2019</u>
	<u>2007</u>		<u>2014</u>	1,000.00	February
5,000.00	April	100.00	March	3,000.00	August
2,000.00	August	1,000.00	May	3,000.00	October
2,000.00	October	2,000.00	June		<u>2020</u>
	<u>2008</u>	4,000.00	August	2,000.00	January
150.00	March		<u>2015</u>	3,000.00	May
3,250.00	June	250.00	October	3,000.00	September
100.00	July	1,750.00	November		<u>2021</u>
1,850.00	August		<u>2016</u>	2,000.00	April
1,150.00	September	2,000.00	January	100.00	May
110.00	October	4,000.00	March	1,000.00	June
	<u>2009</u>	1,000.00	June	2,000.00	August
1,000.00	February	2,750.00	August		
1,000.00	March	750.00	October		
2,000.00	July	300.00	December		
2,350.00	November		<u>2017</u>		
	<u>2010</u>	2,000.00	February		
750.00	July	2,500.00	March		
200.00	October	2,000.00	April		
	<u>2011</u>	3,500.00	July		
2,000.00	April	495.00	September		
1,000.00	September				
2,000.00	October				
1,000.00	December				
				<u>\$100,355.00</u>	

Interest to-date: \$492.73

Disbursements:

(9,094.60)	columbarium (32 niches)
(14,308.05)	columbarium addition (40 niches)
(16,441.31)	columbarium addition (40 niches)
(17,560.00)	columbarium addition (40 niches)
(747.06)	Plaque / name plates / engraving
0.00	Granite slab/footings (\$1,674.06) reimbursed by Lee & Kay Rockwell 9-2-2007
0.00	Bronze cross (\$4,314.00 + \$85.00 shipping) paid from Dave Mares memorial fund
(1,493.76)	Landscaping
(330.00)	Courtyard benches (3)
(750.00)	Jan Christensen - deposit refund Aug 2009
(500.00)	Dennis Jackson - deposit refund March 2010
(1,245.00)	Hy-Electric - cross lighting Jan 2013
(300.00)	Flipbook software (Tom Tiedgen)
(135.00)	Reifenrath Remodeling - granite removal Oct 2016
(2,385.00)	Midwest Granite Nov 2016
(250.35)	Hy-Electric - move LED lighting controls Nov 2016
<u>(\$65,540.13)</u>	

BALANCE \$35,307.60

SABBATICAL FUND**9/30/2021****Receipts:**

2000		from surplus	\$5,383.00
2001		from surplus	\$5,001.00
2007		from surplus	\$7,500.00
2010	(Pastor Brian Maas)	Lilly Endowment	\$40,956.00
			<u>\$58,840.00</u>

Interest to-date:\$735.81**Disbursements to-date:**

<u>2008</u>			
Bonita Johnsen			(2,885.34)
<u>2011</u>			
Brian Maas			(41,099.62)
<u>2014</u>			
Aaron Erdley			(2,508.68)
<u>2017</u>			
Sunni Richardson			(1,734.53)
			<u>(\$48,228.17)</u>

BALANCE**\$11,347.64**

MINISTRY INITIATIVE FUND**9/30/2021**

\$30,687.61	Initial deposit from 2007 surplus
5,476.40	Deposit from 2008 surplus
4,818.76	Deposit from 2010 surplus
6,860.89	Transfer from Hagstrom Fund December 2011
150.00	Gubser wedding May 2012
57,003.89	Transfer from Bennetch Fund May 2013
<u>\$104,997.55</u>	
<u>\$913.58</u>	Interest to-date
	<u>Disbursements to-date:</u>
(7,612.64)	Vicar Jody Rice salary/taxes/mileage Aug - Dec 2008
(1,547.18)	Library project
(1,971.93)	First Friday Jazz
(1,310.65)	2008 Photo directory (\$745.00 receipts less \$2,055.65 expenses)
(18,848.00)	Transfer to 2009 Fund I budget
(157.47)	Youth room lighting (for new projector)
(1,024.98)	55" flat screen TV/wall mount bracket for commons area
(712.97)	Dell laptop computer
(223.51)	Vicar Sara Timian utilities Aug - Dec 2010
(224.25)	Hertz Furniture (tables)
(275.00)	NAEYC seminar Nov 2013 Preschool Director Lisa Staab
(500.00)	Backpack Program
(3,000.00)	Creation Care Ministry (\$3,000 approved August 2014)
(1,300.00)	Peer Ministry Leadership Training (\$1,300 approved September 2014)
(870.43)	Divorce Care Ministry (\$1,000 approved August 2014)
(6,851.00)	to clear Pre-school negative cash balance (September 2014)
0.00	Peer Ministry @ NWU (\$2,750 approved January 2015)
0.00	Scientists in Congregations (\$2,335 approved January 2015)
(750.00)	Stephen Ministry "Journeying Through Grief" books (\$750 approved March 2015)
(32,207.92)	CBS Signs - digital sign (\$31,602 + installation approved March 2015)
(3,828.16)	Activity Center sound system (\$5,000 approved September 2015)
(4,970.00)	Storyhook (FLC branding project - phase 1 \$4,970 approved September 2016)
(4,970.00)	Storyhook (FLC branding project - phase 2 \$4,970 approved March 2017)
<u>(\$93,156.09)</u>	
<u>\$12,755.04</u>	BALANCE

SEMINARY SCHOLARSHIP FUND**9/30/2021****Receipts:**

pre-1998 receipts	\$2,000.00
from 1998 surplus	2,500.00
from 1999 surplus	2,000.00
from 2000 surplus	2,000.00
from 2001 surplus	4,448.00
Hagstrom fund transfer Dec 2011	13,721.78
Jan 2012 - combined seminary scholarship funds from Hagstrom request	7,886.08
July 2020 - transfer Dan Warnes unspent continuing education funds	2,657.20
	<u><u>\$37,213.06</u></u>

Interest to-date:**\$350.89****Disbursements to-date:**

<u>2000</u>	Feb	Katherine Shaner	(1,250.00)
	Aug	Heather Grell	(1,000.00)
<u>2001</u>	April	Katherine Shaner	(1,500.00)
	Sept	Heather Grell	(2,000.00)
<u>2002</u>	March	Katherine Shaner	(1,500.00)
	Sept	Heather Grell	(1,000.00)
<u>2003</u>	Aug	Katherine Shaner	(2,500.00)
	Aug	Heather Grell	(1,000.00)
	Nov	Heather Grell	(350.00)
<u>2004</u>	May	Katherine Shaner	(1,000.00)
<u>2012</u>	Sept	Barb Oshlo	(3,000.00)
<u>2013</u>	August	Barb Oshlo	(3,000.00)
<u>2015</u>	August	Barb Oshlo	(3,000.00)
<u>2018</u>	May	Heidi Youngquist	(3,000.00)
	December	Heidi Youngquist	(3,000.00)
<u>2019</u>	August	Heidi Youngquist	(3,000.00)
<u>2020</u>	August	Heidi Youngquist	(1,000.00)
			<u><u>(\$32,100.00)</u></u>

BALANCE**\$5,463.95**

<u>Total by person:</u>		<u># of</u>
		<u>payments</u>
Katherine Shaner	\$7,750.00	5
Heather Grell	\$5,350.00	5
Barb Oshlo	\$9,000.00	3
Heidi Youngquist	\$10,000.00	4
	<u>\$32,100.00</u>	

'SIMPLY GIVING' RECEIPTS

2021

	<u>TOTAL</u>	<u>Jan</u>	<u>Feb</u>	<u>March</u>	<u>April</u>	<u>May</u>	<u>June</u>	<u>July</u>	<u>Aug</u>	<u>Sept</u>	<u>Oct</u>	<u>Nov</u>	<u>Dec</u>
Fund I													
Envelope Receipts - chkg acct	\$200,650.03	\$23,753.17	\$19,550.17	\$25,069.67	\$22,570.67	\$22,394.67	\$22,170.67	\$21,245.67	\$23,102.67	\$20,792.67			
Envelope Receipts - credit card	\$10,220.00	\$1,150.00	\$1,050.00	\$1,200.00	\$1,120.00	\$950.00	\$1,100.00	\$1,020.00	\$1,300.00	\$1,330.00			
% of total Envelope Receipts	32.1%	34.0%	29.3%	37.7%	33.1%	18.1%	38.1%	38.4%	38.4%	36.0%			
Fund II													
Capital Campaign - chkg acct	\$32,049.61	\$5,391.64	\$3,938.18	\$4,346.64	\$5,267.41	\$4,064.64	\$3,909.77	\$1,367.81	\$1,783.52	\$1,980.00			
Capital Campaign - credit card	\$5,100.00	\$150.00	\$150.00	\$150.00	\$150.00	\$1,650.00	\$150.00	\$1,000.00	\$100.00	\$1,600.00			
Food Pantry - chkg acct	\$1,375.00	\$225.00	\$175.00	\$425.00	\$150.00	\$200.00	\$100.00	\$100.00					
World Hunger - chkg acct	\$1,270.00	\$30.00	\$30.00	\$430.00	\$230.00	\$30.00	\$30.00	\$30.00	\$230.00	\$230.00			
Kicks For Kids - chkg acct	\$0.00												
Pastor's Discretionary - chkg acct	\$850.00		\$175.00	\$225.00	\$125.00	\$25.00	\$125.00	\$125.00	\$25.00	\$25.00			
Social Min Discretionary - chkg acct	\$25.00	\$25.00											
Endowment Fund - chkg acct	\$20.00						\$20.00						
FaithTrek youth - chkg acct	\$450.00	\$50.00	\$50.00	\$50.00	\$50.00	\$50.00	\$50.00	\$50.00	\$50.00	\$50.00			
Matt Talbot supplies - chkg acct	\$450.00	\$50.00	\$50.00	\$50.00	\$50.00	\$50.00		\$50.00	\$50.00	\$50.00			
Building use (outside users)	\$118.00						\$29.00		\$44.00	\$45.00			
Total Simply Giving Receipts	\$252,577.64	\$30,824.81	\$25,168.35	\$31,946.31	\$29,713.08	\$29,414.31	\$27,734.44	\$24,988.48	\$26,685.19	\$26,102.67	\$0.00	\$0.00	\$0.00

Simply Giving	2013	2014	2015	2016	2017	2018	2019	2020	9 mos. 2021
Envelope Receipts - chkg acct	\$249,416.96	\$268,699.96	\$277,387.77	\$302,546.10	\$339,781.00	\$352,742.00	\$350,324.33	\$303,424.88	\$200,650.03
Envelope Receipts - credit card	\$0.00	\$0.00	\$0.00	\$0.00	\$467.00	\$4,441.27	\$1,600.00	\$20,350.00	\$10,220.00
% of total Envelope Receipts	27.3%	28.9%	29.9%	32.1%	34.8%	36.9%	37.0%	35.5%	32.1%

FUND II BENEVOLENCE GIVING

2021

	<u>TOTAL</u>	<u>Jan</u>	<u>Feb</u>	<u>March</u>	<u>April</u>	<u>May</u>	<u>June</u>	<u>July</u>	<u>Aug</u>	<u>Sept</u>	<u>Oct</u>	<u>Nov</u>	<u>Dec</u>
Gifts of Hope	\$0.00												
Food Pantry/World Hunger	\$8,504.00	\$1,801.00	\$305.00	\$2,215.00	\$1,760.00	\$380.00	\$450.00	\$690.00	\$263.00	\$640.00			
FLC Endowment Fund	\$5,040.00			\$60.00		\$1,100.00	\$2,520.00	\$1,260.00	\$100.00				
Social ministry discretionary	\$25.00	\$25.00											
Pastor's discretionary fund	\$1,200.00		\$275.00	\$375.00	\$125.00	\$125.00	\$125.00	\$125.00	\$25.00	\$25.00			
BackPack program	\$350.00		\$350.00										
Lent meals	\$0.00												
Advent meals	\$0.00												
Matt Talbot	\$1,550.00	\$650.00	\$50.00	\$550.00	\$50.00	\$50.00	\$50.00	\$50.00	\$50.00	\$50.00			
Youth Faith Trek program	\$450.00	\$50.00	\$50.00	\$50.00	\$50.00	\$50.00	\$50.00	\$50.00	\$50.00	\$50.00			
Kicks for Kids (cash donations)	\$3,295.86	\$250.00				\$60.86		\$500.00		\$2,485.00			
CROP	\$0.00												
Disaster relief - Hurricane Ida	\$450.00									\$450.00			
Peoples City Mission	\$400.00			\$150.00	\$200.00			\$50.00					
Fellowship Fund	\$200.00	\$200.00											
Lutheran World Relief	\$525.00				\$400.00	\$50.00		\$25.00		\$50.00			
Neb Synod Leadership Appeal	\$400.00					\$400.00							
Center for People In Need	\$200.00				\$200.00								
Noisy Offerings	\$1,002.93		\$295.65	\$30.00	\$182.17	\$20.61	\$56.47	\$139.95	\$104.26	\$173.82			
			Souper Bowl - Food Pantry	ELCA Good Gifts piglets	ELCA Good Gifts piglets	ELCA Good Gifts piglets	Foster Care Closet	Foster Care Closet	Back Pack	Disaster relief - California wildfires			
TOTAL	\$23,592.79	\$2,976.00	\$1,325.65	\$3,430.00	\$2,967.17	\$2,236.47	\$3,251.47	\$2,864.95	\$617.26	\$3,923.82	\$0.00	\$0.00	\$0.00