

FIRST LUTHERAN CHURCH
August 31, 2022
Budget Recap

RECEIPTS	8-months	BUDGET	
	2022 Actual	8-months pro-rated	2022
Envelope Receipts	576,777	590,000	885,000
Loose Receipts	4,618	4,667	7,000
Sunday School / Interest	1	33	50
Offering Receipts	\$581,396	\$594,700	\$892,050
Misc & Building Use	2,591	1,667	2,500
PPP Contingency Fund (if needed at year-end)	-	1,701	2,552
Dimensions Early Childhood Income	10,280	7,000	10,500
Carry-forward surplus prior year	2,449	1,632	2,448
Other Receipts	\$15,320	\$12,000	\$18,000
TOTAL RECEIPTS	\$596,716	\$606,700	\$910,050

RECEIPTS -\$9,984
under budget

EXPENSES	8-months	BUDGET	
	2022 Actual	8-months pro-rated	2022
ELCA & Nebraska Synod	\$61,047	\$62,444	\$93,666
% of Offering Receipts	10.50%	10.50%	10.50%
Benevolence / Serving			
World Hunger	5,336	5,333	8,000
LWR Disaster Relief	1,000	667	1,000
Lutheran Food Pantry	2,000	2,333	3,500
BackPack / Food Bank / Bridges Out Of Poverty	3,500	2,333	3,500
Bread For The World	500	333	500
Lutheran Family Services	4,000	2,667	4,000
Fresh Start	2,500	1,667	2,500
Tabitha (Meals on Wheels)	2,000	4,000	6,000
Prison Ministry / Bridges To Hope	2,000	1,333	2,000
UNL Lutheran Center	-	667	1,000
UNL Intern Support	1,500	2,000	3,000
Nebraska Campus Lutheran Ministries	-	667	1,000
Camp Carol Joy Holling	750	500	750
Friendship Home	-	1,000	1,500
Clinic With A Heart	-	1,000	1,500
Hunger/Clothing Discretionary	100	261	392
	\$25,186	\$26,761	\$40,142
% of Offering Receipts	4.33%	4.50%	4.50%
TOTAL BENEVOLENCE - % of Offering Receipts	14.83%	15.00%	15.00%
Worship			
Devotional Materials	165	267	400
Worship Supplies	1,747	3,400	5,100
Music Honoraria	600	333	500
Music/Choir	2,174	1,833	2,750
Music Conferences/Workshops	90	100	150
Organ/Piano Maintenance	743	1,267	1,900
Choir Fellowship	13	67	100
	\$5,532	\$7,267	\$10,900

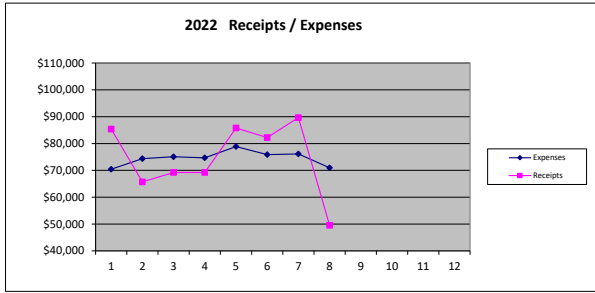
	8-months 2022 Actual	BUDGET 8-months pro-rated	2022
Learning			
Early Childhood	62	83	125
Elementary	1,061	833	1,250
Middle School	2,370	2,500	3,750
High School	6,788	4,733	7,100
Adults	930	283	425
Library & Media	-	67	100
The Lutheran	209	167	250
	\$11,420	\$8,667	\$13,000
Hospitality / Care			
Hospitality	1,546	800	1,200
Stewardship	604	800	1,200
Fellowship	44	167	250
Funeral Lunches	(161)	-	-
Stephen Ministry	1,530	1,000	1,500
	\$3,563	\$2,767	\$4,150
Support			
Compensation	283,678	287,367	431,050
Vicar Program Expense	969	-	-
Pension/Health Insurance	71,744	74,933	112,400
Payroll Tax	24,484	25,863	38,794
Continuing Education	1,647	3,333	5,000
Pastors Professional Expense	144	667	1,000
Staff Professional Expense	113	200	300
Staff Hospitality	37	167	250
Staff Development	120	233	350
Conferences/Workshops (staff)	1,476	1,667	2,500
Synod Assembly (non-staff)	1,919	1,333	2,000
Auto & Travel	4,870	1,300	1,950
Postage	1,043	1,267	1,900
Background Checks	122	233	350
Office Supplies	2,864	2,267	3,400
Banking Fees	1,247	1,400	2,100
Communications	1,434	2,667	4,000
Printer Expense	1,590	1,267	1,900
Computer Needs	440	467	700
Insurance	17,002	15,914	23,871
Utilities/Telephone	25,563	26,000	39,000
Janitorial Supplies	290	333	500
Repairs & Maintenance	8,169	8,667	13,000
Maintenance Reserve Fund	4,668	4,667	7,000
Mortgage Transition Fund	29,237	29,735	44,602
Service Contracts	3,176	3,600	5,400
Lawn Care/Snow Removal	1,661	3,250	4,875
	\$489,707	\$498,795	\$748,192
TOTAL EXPENSES	\$596,455	\$606,700	\$910,050

EXPENSES **-\$10,245**
under budget

RECEIPTS LESS EXPENSES **\$261**
Surplus

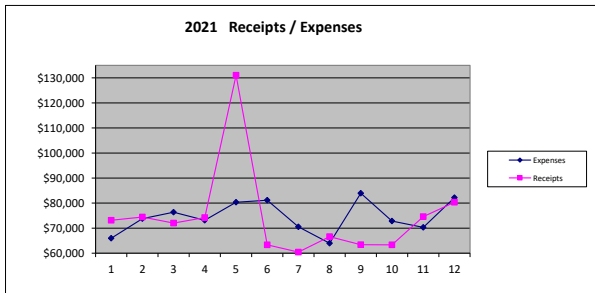
BUDGET	2019		2020		2021		2022	
Pledged \$	792,062	243	800,123	234	597,781	185	627,315	201
Non-Pledged \$	175,938	<i>pledges</i>	159,877	<i>pledges</i>	318,219	<i>pledges</i>	257,685	<i>pledges</i>
Envelope Receipts budgeted	968,000		960,000		916,000		885,000	
	1 MONTH PRO-RATA = 8.3%							
ACTUAL	1 mo. 2019		1 mo. 2020		1 mo. 2021		1 mo. 2022	
Pledged \$ received	63,365	8.0%	61,402	7.7%	62,177	10.4%	66,297	10.6%
Non-pledged \$ received	13,450	7.6%	13,969	8.7%	10,986	3.5%	11,744	4.6%
Envelope Receipts actual	76,815	7.9%	75,371	7.9%	73,163	8.0%	78,041	8.8%
	2 MONTHS PRO-RATA = 16.7%							
ACTUAL	2 mos. 2019		2 mos. 2020		2 mos. 2021		2 mos. 2022	
Pledged \$ received	129,898	16.4%	160,737	20.1%	116,886	19.6%	117,184	18.7%
Non-pledged \$ received	20,295	11.5%	24,427	15.3%	26,522	8.3%	24,726	9.6%
Envelope Receipts actual	150,193	15.5%	185,164	19.3%	143,408	15.7%	141,910	16.0%
	3 MONTHS PRO-RATA = 25.0%							
ACTUAL	3 mos. 2019		3 mos. 2020		3 mos. 2021		3 mos. 2022	
Pledged \$ received	234,762	29.6%	244,990	30.6%	165,070	27.6%	164,911	26.3%
Non-pledged \$ received	26,166	14.9%	32,472	20.3%	48,079	15.1%	43,757	17.0%
Envelope Receipts actual	260,928	27.0%	277,462	28.9%	213,149	23.3%	208,668	23.6%
	4 MONTHS PRO-RATA = 33.3%							
ACTUAL	4 mos. 2019		4 mos. 2020		4 mos. 2021		4 mos. 2022	
Pledged \$ received	291,614	36.8%	304,708	38.1%	215,664	36.1%	212,275	33.8%
Non-pledged \$ received	36,206	20.6%	49,190	30.8%	69,141	21.7%	62,507	24.3%
Envelope Receipts actual	327,820	33.9%	353,898	36.9%	284,805	31.1%	274,782	31.0%
	5 MONTHS PRO-RATA = 41.7%							
ACTUAL	5 mos. 2019		5 mos. 2020		5 mos. 2021		5 mos. 2022	
Pledged \$ received	346,658	43.8%	380,423	47.5%	284,807	47.6%	279,339	44.5%
Non-pledged \$ received	46,986	26.7%	61,266	38.3%	128,710	40.4%	78,365	30.4%
Envelope Receipts actual	393,644	40.7%	441,689	46.0%	413,517	45.1%	357,704	40.4%
	6 MONTHS PRO-RATA = 50.0%							
ACTUAL	6 mos. 2019		6 mos. 2020		6 mos. 2021		6 mos. 2022	
Pledged \$ received	406,543	51.3%	439,672	55.0%	330,741	55.3%	342,153	54.5%
Non-pledged \$ received	62,107	35.3%	65,484	41.0%	143,788	45.2%	97,120	37.7%
Envelope Receipts actual	468,650	48.4%	505,156	52.6%	474,529	51.8%	439,273	49.6%
	7 MONTHS PRO-RATA = 58.3%							
ACTUAL	7 mos. 2019		7 mos. 2020		7 mos. 2021		7 mos. 2022	
Pledged \$ received	479,983	60.6%	511,841	64.0%	369,241	61.8%	398,990	63.6%
Non-pledged \$ received	93,296	53.0%	69,617	43.5%	163,322	51.3%	128,890	50.0%
Envelope Receipts actual	573,279	59.2%	581,458	60.6%	532,563	58.1%	527,880	59.6%
	8 MONTHS PRO-RATA = 66.7%							
ACTUAL	8 mos. 2019		8 mos. 2020		8 mos. 2021		8 mos. 2022	
Pledged \$ received	543,753	68.7%	568,037	71.0%	414,980	69.4%	433,645	69.1%
Non-pledged \$ received	103,222	58.7%	78,616	49.2%	181,192	56.9%	143,132	55.5%
Envelope Receipts actual	646,975	66.8%	646,653	67.4%	596,172	65.1%	576,777	65.2%
	9 MONTHS PRO-RATA = 75.0%							
ACTUAL	9 mos. 2019		9 mos. 2020		9 mos. 2021		9 mos. 2022	
Pledged \$ received	602,128	76.0%	620,077	77.5%	461,845	77.3%	-	0.0%
Non-pledged \$ received	114,773	65.2%	81,874	51.2%	195,746	61.5%	-	0.0%
Envelope Receipts actual	716,901	74.1%	701,951	73.1%	657,591	71.8%	-	0.0%
	10 MONTHS PRO-RATA = 83.3%							
ACTUAL	10 mos. 2019		10 mos. 2020		10 mos. 2021		10 mos. 2022	
Pledged \$ received	661,310	83.5%	673,663	84.2%	504,067	84.3%	-	0.0%
Non-pledged \$ received	122,363	69.5%	90,632	56.7%	214,260	67.3%	-	0.0%
Envelope Receipts actual	783,673	81.0%	764,295	79.6%	718,327	78.4%	-	0.0%
	11 MONTHS PRO-RATA = 91.7%							
ACTUAL	11 mos. 2019		11 mos. 2020		11 mos. 2021		11 mos. 2022	
Pledged \$ received	722,223	91.2%	732,005	91.5%	553,847	92.7%	-	0.0%
Non-pledged \$ received	133,481	75.9%	94,527	59.1%	236,067	74.2%	-	0.0%
Envelope Receipts actual	855,704	88.4%	826,532	86.1%	789,914	86.2%	-	0.0%
	12 MONTHS PRO-RATA = 99.7%							
ACTUAL	12 mos. 2019		12 mos. 2020		12 mos. 2021		12 mos. 2022	
Pledged \$ received	789,567	99.7%	796,299	99.5%	595,987	99.7%	-	0.0%
Non-pledged \$ received	162,654	92.4%	116,492	72.9%	271,327	85.3%	-	0.0%
Envelope Receipts actual	952,221	98.4%	912,791	95.1%	867,314	94.7%	-	0.0%

August 2022



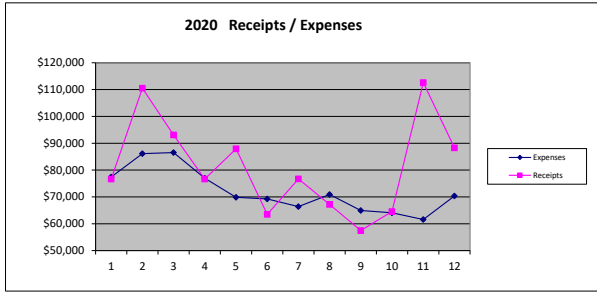
	(Five Sunday Monthly)	Receipts		Expenses		Difference	
		CM	YTD	CM	YTD	CM	YTD
2022							
Jan	**	85,381	85,381	70,426	70,426	14,955	14,955
Feb		65,699	151,080	74,391	144,817	-8,692	6,263
March		69,233	220,313	75,063	219,880	-5,830	433
April		69,202	289,515	74,697	294,577	-5,495	-5,062
May	**	85,791	375,306	78,867	373,444	6,924	1,862
June		82,219	457,525	75,899	449,343	6,320	8,182
July	**	89,659	547,184	76,136	525,479	13,523	21,705
Aug		49,532	596,716	70,976	596,455	-21,444	261
Sept						0	0
Oct	**					0	0
Nov						0	0
Dec						0	0

\$9,768 pre-paid pledges (from 2021) remain to be booked September-December



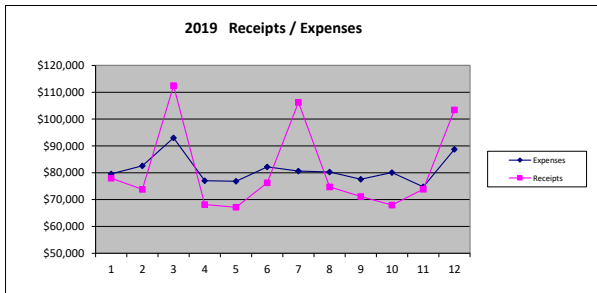
	(Five Sunday Monthly)	Receipts		Expenses		Difference	
		CM	YTD	CM	YTD	CM	YTD
2021							
Jan	**	73,165	73,165	65,953	65,953	7,212	7,212
Feb		74,458	147,623	73,785	139,738	673	7,885
March		72,034	219,657	76,355	216,093	-4,321	3,564
April		74,194	293,851	73,147	289,240	1,047	4,611
May	**	131,043	424,894	80,362	369,602	50,681	55,292
June		63,346	488,240	81,117	450,719	-17,771	37,521
July		60,441	548,681	70,492	521,211	-10,051	27,470
Aug	**	66,585	615,266	63,976	585,187	2,609	30,079
Sept		63,382	678,648	83,940	669,127	-20,558	9,521
Oct	**	63,314	741,962	72,808	741,935	-9,494	27
Nov		74,573	816,535	70,289	812,224	4,284	4,311
Dec		80,314	896,849	82,177	894,401	-1,863	2,443

Transfer to 2022 budget as miscellaneous income



	Receipts		Expenses		Difference	
	CM	YTD	CM	YTD	CM	YTD
2020						
Jan		76,680	77,392	77,392	-712	-712
Feb		110,533	187,213	86,133	24,400	23,688
March	**	93,077	280,290	86,533	6,544	30,232
April		76,647	356,937	76,984	-337	29,895
May	**	87,927	444,864	69,843	18,084	47,979
June		63,492	508,356	69,264	-5,772	42,207
July		76,733	585,089	66,397	10,336	52,543
Aug	**	67,196	652,285	70,902	-3,706	48,837
Sept		57,478	709,763	64,956	-7,478	41,359
Oct		64,552	774,315	64,099	453	41,812
Nov	**	112,514	886,929	61,577	51,037	92,849
Dec		88,306	975,235	70,357	17,949	110,798

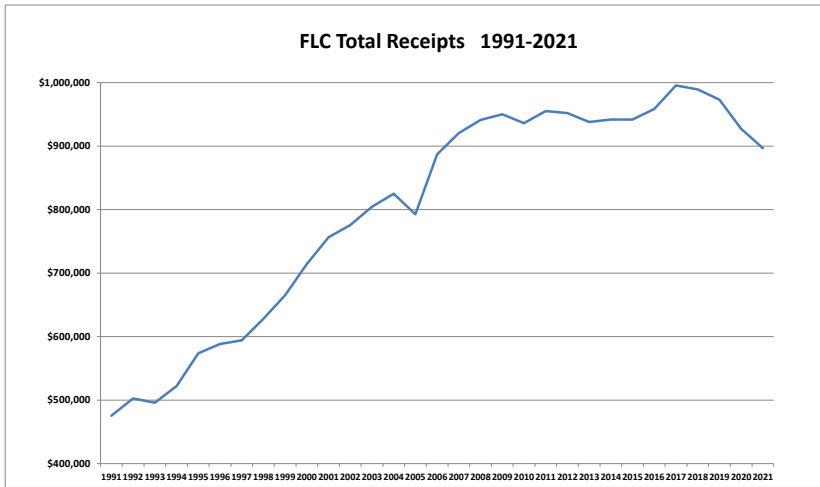
** Includes \$48,000 PPP Funds
\$9,279 additional benevolence payments
\$101,519 transferred to Contingency Fund



	Receipts		Expenses		Difference	
	CM	YTD	CM	YTD	CM	YTD
2019						
Jan		77,995	79,574	79,574	-1,579	-1,579
Feb		73,827	151,822	82,571	-8,744	-10,323
March	**	112,486	264,308	93,029	19,457	9,134
April		68,159	332,467	77,048	-8,889	285
May		67,145	399,612	76,815	-9,670	-9,425
June	**	76,292	475,904	82,175	-5,883	-15,308
July		106,234	582,138	80,617	25,617	10,309
Aug		74,708	656,846	80,286	-5,578	4,731
Sept	**	71,196	728,042	77,597	-6,401	-1,670
Oct		67,967	796,009	80,083	-12,116	-13,786
Nov		73,888	869,897	74,755	-867	-14,653
Dec	**	103,418	973,315	88,765	14,653	0

** transferred \$4,272.58 from Fund II
Thrivent Choice funds to balance budget

2018
 2017
 2016
 2015
 2014
 2013
 2012
 2011
 2010
 2009
 2008
 2007
 2006
 2005
 2004
 2003
 2002
 2001
 2000
 1999
 1998
 1997
 1996
 1995
 1994
 1991 - 1993



Year	Receipts	% Change
1991	\$ 475,488	
1992	\$ 502,673	5.7%
1993	\$ 495,890	-1.3%
1994	\$ 521,959	5.3%
1995	\$ 573,731	9.9%
1996	\$ 588,478	2.6%
1997	\$ 594,150	1.0%
1998	\$ 627,954	5.7%
1999	\$ 665,191	5.9%
2000	\$ 714,159	7.4%
2001	\$ 756,435	5.9%
2002	\$ 775,843	2.6%
2003	\$ 804,594	3.7%
2004	\$ 824,991	2.5%
2005	\$ 792,604	-3.9%
2006	\$ 887,179	11.9%
2007	\$ 920,539	3.8%
2008	\$ 941,170	2.2%
2009	\$ 950,224	1.0%
2010	\$ 936,135	-1.5%
2011	\$ 955,308	2.0%
2012	\$ 952,038	-0.3%
2013	\$ 938,138	-1.5%
2014	\$ 941,872	0.4%
2015	\$ 941,887	0.0%
2016	\$ 958,595	1.8%
2017	\$ 995,559	3.9%
2018	\$ 989,225	-0.6%
2019	\$ 973,315	-1.6%
2020	\$ 927,235	-4.7%
2021	\$ 896,849	-3.3%

** not including \$48,000 PPP funds

8/31/2022

FUND II -- ACCOUNT ANALYSIS

		<u>BALANCE</u> <u>12/31/2021</u>	<u>RECEIPTS</u>	<u>EXPENSES</u>	<u>INTEREST</u>	<u>TRANSFER</u>	<u>BALANCE</u> <u>8/31/2022</u>
Housing Fund	Checking Acct	38.19					38.19
	Money Mkt Acct	16,468.89			46.53		16,515.42
Memorial Fund	Checking Acct	835.44	11,801.00	(12,905.13)		12,000.00	11,731.31
	Money Mkt Acct	23,048.99			54.93	(12,000.00)	11,103.92
Flower Fund	Checking Acct	349.81	837.00	(881.96)			304.85
	Money Mkt Acct	2,737.34			7.74		2,745.08
Music Fund	Checking Acct	6.71	10,362.00	(9,962.00)			406.71
	Money Mkt Acct	2,782.67			7.87		2,790.54
Youth Fund	Checking Acct	618.79	25,535.72	(32,244.83)			(6,090.32)
	Money Mkt Acct	6,825.18			19.28		6,844.46
Capital Campaign	Checking Acct	93,208.23	99,674.35	(171,284.55)			21,598.03
	Mission Investment Chkg Acct	5,017.49			14.59		5,032.08
Mortgage Transition Fund	Checking Acct	382.18	29,237.00			(22,000.00)	7,619.18
	Money Mkt Acct	84,591.05			143.15	(78,000.00)	6,734.20
	Certificate of Deposit	0.00			393.75	100,000.00	100,393.75
Maintenance Reserve Fund	Checking Acct	557.13	4,668.00			(4,000.00)	1,225.13
	Money Mkt Acct	50,277.69			145.42	4,000.00	54,423.11
Sabbatical Fund	Checking Acct	371.65					371.65
	Money Mkt Acct	10,987.06			31.04		11,018.10
Ministry Initiative Fund	Checking Acct	556.58					556.58
	Money Mkt Acct	12,210.77			34.48		12,245.25
Fair Trade Fund	Checking Acct	2,504.86	204.00				2,708.86
Seminary Scholarship Fund	Checking Acct	669.31	1,602.43	(122.00)		(2,000.00)	149.74
	Money Mkt Acct	4,799.48			15.25	2,000.00	6,814.73
Contingency Fund	Checking Acct	985.61		(3,164.39)		2,500.00	321.22
	Money Mkt Acct	72,368.86			196.98	(2,500.00)	70,065.84
'All Other' Designated Fund (see detail tab)	Checking Acct	28,090.13	67,311.36	(96,056.30)		(3,000.00)	(3,654.81)
	Money Mkt Acct	165,767.45			470.83	3,000.00	169,238.28
		\$587,057.54	\$251,232.86	(\$326,621.16)	\$1,581.84	\$0.00	\$513,251.08

8/31/2022

ALL OTHER DESIGNATED ACCOUNT

5,734.52	Pastor Discretionary Fund (see detail tab)
34,700.24	Columbarium (see detail tab)
6,146.68	Thrivent Choice (see detail tab)
1,845.89	Martha Circle kitchen fund (cookbooks)
176.50	Book Nook books (pre-2009)
7.84	Memorials - library funds (4-19 and 5-10-09 count sheets) Janssen's (\$695.00 less \$687.16 disbursed)
385.00	2017 continuing ed carry-over - Masako \$385.00
1,000.00	2018 continuing ed carry-over - Masako \$1,000.00
1,000.00	2019 continuing ed carry-over - Masako \$1,000.00
862.79	2020 continuing ed carry-over - Masako \$779.46; Kathleen \$83.33
2,735.34	2021 continuing ed carry-over - Masako \$1,000.00; Kathleen \$990.00; Susanna \$283.33; Sharon \$462.01
4,624.92	First Friday Jazz Lee Rockwell
906.49	Funeral lunch supplies (Dennis Phelps 10-30-2011 count sheet \$1,000.00 less \$93.51 disbursed to-date)
4,826.10	Tanzania health care Karen Clementson
500.00	Tanzania hospital emergency room construction (Gifts of Hope Dec 2021)
11,797.99	Backpack Program Kathy Dickey & Karen Lenzen
3,520.30	Sudanese (Nuer) Worship Community Bol Ngok 402-617-2667 (Text)
664.11	Sudanese (Nuer) Worship Community -- FLC Bol Ngok 402-617-2667 (Text)
301.00	Camp scholarships
545.00	Carol Joy Hollings scholarships
635.00	Youth mission trip scholarships
296.49	Kicks For Kids Donice Kaspar
289.19	Fellowship Committee fund Judy Batterman
3,224.67	Matt Talbot fund
1,568.86	FaithTrek youth program Sharon Hardel
138.17	Grief Support fund Judy Bailey
127.39	Spirituality Events (Epiphany workshop Jan 2020 \$280.00 less \$63.77) Denise Mainquist (Zentangle workshop March 2021 \$450.40 less \$539.24)
6,028.17	Food Pantry fund Judy Batterman
9,736.35	Brotherhood Mutual partial hail claim settlement hail damage 4-12-2020 (Dec 2020 \$5,919.19 March 2022 \$3,817.16)
5,546.69	Brotherhood Mutual water damage claim settlement (4-17-2022 count sheet)
40,044.08	Carol Reed bequest (2-1-21 count sheet)
(1,877.66)	Afghan refugees Trish Flury & Bettina Roundey
1,832.84	Immigrant Support Fund Barbara Johnson Frank
760.81	Social ministry discretionary Karen Lenzen
4,763.10	Social justice needs (10-24-21 count sheet) Karen Lenzen & Barbara Johnson Frank
3,500.00	Undesignated contribution - Ralph Hayden (12-26-21 count sheet)
259.00	Lent Meals April 2022
785.00	All Church Retreat, Camp Carol Joy Holling 8/27/2022
250.00	Afghan car loan repayment (August 2022 - July 2024)
282.52	Shelby Riedman Young Adults in Global Mission, Noisy Offering August 2022
926.70	150th ANNIVERSARY: printing/stationary funds (\$1,000.00 less \$73.30 expenses)
2,090.00	donated funds from members
500.00	donation from Endowment Fund (Nov 2019)
1,000.00	Immanuel Community grant (9-1-19 count sheet)
(3,129.14)	purchase of anniversary sale items
3,326.72	income from sale of anniversary items
(3,263.00)	ChefauChef LLC catering deposit for dinner (paid 2-1-19)
3,415.97	ticket sales for dinner (net of expenses)
	TOTAL: \$4,867.25
244.84	Interest
\$165,583.47	BALANCE

8/31/2022

'Called To Welcome' Building Project

	Receipts	Disbursements						Balance	
	Walsh		Hampton		MIF				
	Fundraising	RDG	Construction	Loan Advance	Loan Interest	Other Expenses			
2015 - 2017	\$21,635.03								\$21,635.03
2018									
January	\$2,155.93	(\$40.31)						\$23,750.65	
February	\$1,065.90	(\$15,092.88)						\$9,723.67	
March	\$59.01	(\$11,728.84)						(\$1,946.16)	
April	\$132,702.70	(\$28,855.69)	(\$13,597.18)					\$88,303.67	
May	\$176,394.78	(\$13,447.34)	(\$39,887.50)					\$211,363.61	
June	\$104,624.45	(\$12,342.49)	(\$49,494.06)				(\$2,600.00)	\$251,551.51	
July	\$210,612.02						(\$1,040.00)	\$461,123.53	
August	\$125,693.33		(\$21,292.26)				(\$4,742.35)	\$560,782.25	
September	\$118,057.06						(\$860.00)	\$677,979.31	
October	\$23,693.52	(\$441.48)	(\$31,263.88)					\$669,967.47	
November	\$84,170.99		(\$50,430.58)				(\$6,403.86)	\$697,304.02	
December	\$124,991.13		(\$14,058.05)				(\$13,933.86)	\$794,303.24	
	\$1,104,220.82	(\$81,949.03)	(\$220,023.51)	\$0.00	\$0.00	\$0.00	(\$29,580.07)	\$794,303.24	
2019									
January	\$51,289.55	(\$7,310.07)					(\$31,745.81)	\$806,536.91	
February	\$42,564.32		(\$127,203.50)				(\$248.86)	\$721,648.87	
March	\$83,469.91	(\$5,479.20)	(\$160,149.53)				(\$20,350.26)	\$619,139.79	
April	\$34,268.96	(\$8,239.86)	(\$216,397.90)				(\$1,753.76)	\$427,017.23	
May	\$18,690.20	(\$6,684.00)					(\$5,350.26)	\$433,673.17	
June	\$84,244.95	(\$6,146.87)	(\$752,503.94)	\$295,000.00			(\$608.76)	\$53,658.55	
July	\$175,316.02	(\$5,421.87)	(\$429,094.68)	\$273,000.00			(\$608.76)	\$66,849.26	
August	\$98,797.81	(\$5,928.53)	(\$251,972.37)	\$97,000.00	(\$1,644.72)		(\$752.76)	\$2,348.69	
September	\$29,655.99	(\$5,721.19)			(\$2,473.30)		(\$447.36)	\$23,362.83	
October	\$39,581.22	(\$5,871.87)	(\$504,563.19)	\$458,000.00	(\$2,601.66)		(\$18,248.86)	(\$10,341.53)	
November	\$61,631.18	(\$4,175.43)			(\$3,946.96)		(\$21,828.61)	\$21,338.65	
December	\$164,859.95		(\$579,357.74)	\$540,000.00	(\$4,268.94)		(\$248.86)	\$142,323.06	
	\$884,370.06	\$0.00	(\$60,978.89)	(\$3,021,242.85)	\$1,663,000.00	(\$14,935.58)	(\$102,192.92)	\$142,323.06	
2020									
January	\$62,658.88	(\$1,181.96)	(\$118,990.22)		(\$5,513.63)		(\$38,352.84)	\$40,943.29	
February	\$64,197.70		(\$71,395.37)		(\$7,007.57)		(\$8,103.86)	\$18,634.19	
March	\$45,338.98		(\$131,915.89)	\$130,000.00	(\$6,110.96)		(\$248.86)	\$55,697.46	
April	\$54,081.97	(\$1,735.00)			(\$6,532.40)		(\$44,438.86)	\$57,073.17	
May	\$51,821.90		(\$60,654.80)	\$50,000.00	(\$7,079.42)		(\$15,990.72)	\$75,170.13	
June	\$31,803.89	(\$29,575.82)	(\$211,173.31)	\$225,000.00	(\$7,239.45)		(\$248.86)	\$83,736.58	
July	\$35,993.98				(\$7,005.93)		(\$248.86)	\$112,475.77	
August	\$66,224.51			(\$93,032.52)	(\$8,693.48)		(\$42,561.84)	\$34,412.44	
September	\$16,204.61			(\$3,615.03)	(\$8,110.97)		(\$4,350.00)	\$34,541.05	
October	\$24,975.34			(\$4,300.58)	(\$7,425.42)		(\$336.98)	\$47,453.41	
November	\$46,919.41			(\$3,999.26)	(\$7,726.74)		(\$2,447.83)	\$80,198.99	
December	\$44,211.42			(\$4,264.72)	(\$7,461.28)			\$112,684.41	
	\$544,432.59	\$0.00	(\$32,492.78)	(\$594,129.59)	\$295,787.89	(\$85,907.25)	(\$157,329.51)	\$112,684.41	

	Receipts	Disbursements						Balance
		Walsh		Hampton	MIF	MIF	Other Expenses	
		Fundraising	RDG	Construction	Loan Advance	Loan Interest		
2021								
January	\$23,918.83				(\$79,031.72)	(\$7,694.28)	\$49,877.24	
February	\$31,227.17				(\$4,045.52)	(\$7,680.48)	\$53,041.41	
March	\$15,572.46				(\$5,175.62)	(\$6,550.38)	\$54,887.87	
April	\$23,836.90				(\$154,378.38)	(\$7,347.62)	\$66,998.77	
May	\$17,373.64				(\$44,024.38)	(\$6,058.62)	\$34,289.41	
June	\$21,768.70				(\$4,597.15)	(\$5,485.85)	\$45,975.11	
July	\$36,876.76				(\$69,669.22)	(\$5,413.78)	\$7,768.87	
August	\$202,391.22				(\$194,504.43)	(\$5,578.57)	\$10,077.09	
September	\$72,927.97				(\$64,703.40)	(\$5,379.60)	\$12,922.06	
October	\$28,975.32				(\$5,398.22)	(\$4,684.78)	\$31,814.38	
November	\$11,997.78				(\$5,571.23)	(\$4,511.77)	\$33,729.16	
December	\$74,579.56				(\$5,772.56)	(\$4,310.44)	\$98,225.72	
	\$561,446.31	\$0.00	\$0.00	\$0.00	(\$636,871.83)	(\$70,696.17)	(\$18,337.00)	
2022								
January	\$11,515.53				(\$67,846.24)	(\$4,434.76)	\$37,460.25	
February	\$9,514.79				(\$2,854.56)	(\$4,426.44)	\$39,694.04	
March	\$12,771.75				(\$18,524.82)	(\$3,756.18)	\$30,184.79	
April	\$8,669.58				(\$3,130.96)	(\$4,150.04)	\$31,573.37	
May	\$23,905.79				(\$28,289.15)	(\$3,991.85)	\$23,198.16	
June	\$12,349.93				(\$10,667.82)	(\$4,113.18)	\$20,767.09	
July	\$10,311.48				(\$3,372.33)	(\$3,908.67)	\$23,797.57	
August	\$10,113.54				(\$3,272.93)	(\$4,008.07)	\$26,630.11	
September								
October								
November								
December								
	\$99,152.39	\$0.00	\$0.00	\$0.00	(\$137,958.81)	(\$32,789.19)	\$26,630.11	
TO-DATE TOTALS	\$3,215,257.20	(\$81,949.03)	(\$313,495.18)	(\$3,615,372.44)	\$1,183,957.25	(\$204,328.19)	(\$307,439.50)	
				Total Disbursements To-Date	(\$4,522,584.34)		\$26,630.11	

OTHER EXPENSES:

\$ 7,342.35	TD2 Engineering - surveying
\$ 23,725.00	Bockmann - asbestos removal
\$ 7,015.00	Mission Investment Fund - closing fees
\$ 5,226.06	Builders risk insurance
\$ 3,787.20	PODS storage/refuse container
\$ 86,319.00	Ratigan-Schottler - pews/chairs
\$ 62,190.00	Wood Specialties - liturgical furnishings
\$ 15,000.00	Pianos Unlimited
\$ 3,576.38	White Castle Roofing - gutters/downspouts
\$ 8,100.00	AFL Fences - Dimensions playground fence
\$ 2,100.00	Allo - pull 12 data lines
\$ 11,646.47	Twin City Hardware - door hardware/re-keying
\$ 5,274.27	Landscaping
\$ 9,483.00	Wenger Corp - choir risers/accessories
\$ 38,317.77	Skylight replacement
\$ 16,337.00	Security alarm system
\$ 2,000.00	Mortgage buydown fee (March 2021)
\$ 307,439.50	

MORTGAGE TRANSITION FUND

8/31/2022

Receipts:

Nov 2018 - check received	13,000.00	Dorothy Ekblad estate gift
Feb 2020 - check received	1,000.00	Clara Wasenius estate gift
Feb & May 2020 - memorial funds transferred	655.00	Clara & Al Wasenius memorial funds

transfer from 2019 Fund I budget	9,900.00
transfer from 2020 Fund I budget	25,180.00
transfer from 2021 Fund I budget	34,945.00
transfer from 2022 Fund I budget	29,237.00
	<u>\$113,917.00</u>

<u>Interest to-date:</u>	<u>\$830.13</u>
---------------------------------	------------------------

<u>BALANCE</u>	<u>\$114,747.13</u>
-----------------------	----------------------------

CONTINGENCY FUND**8/31/2022****Receipts:**

2020 operating surplus	62,797.59
2020 Paycheck Protection Program (PPP) funds	<u>48,000.00</u>
	<u>\$110,797.59</u>

Interest to-date:**\$565.87****Disbursements to-date:**

Jan 2021 - additional 2020 benevolence contributions	(9,279.00)
Jan 2021 - Epson copier for office	(10,434.45)
May-Aug 2021 - Pastor Erin call expenses	(2,021.00)
Oct-Nov 2021 - Pastor Erin relocation	(16,077.56)
March 2022 - new phone system	<u>(3,164.39)</u>
	<u>(\$40,976.40)</u>

BALANCE**\$70,387.06**

8/31/2022

EARLY CHILDHOOD LEARNING													Actual Expenses:		Remaining Budget
Budget:	Jan	Feb	March	April	May	June	July	Aug	Sept	Oct	Nov	Dec	TOTAL		
"Walking Wet"	\$15						\$32.76						\$32.76	-\$17.76	
Cards/Other gifts	\$20												\$0.00	\$20.00	
Family events	\$40		\$4.26		\$33.25			(\$33.25)					\$4.26	\$35.74	
FaithTrek (pre-school)	\$20												\$0.00	\$20.00	
Baptism Classes	\$15												\$0.00	\$15.00	
Nursery Supplies	\$15						\$24.75						\$24.75	-\$9.75	
\$125	\$0.00	\$0.00	\$4.26	\$0.00	\$33.25	\$0.00	\$57.51	(\$33.25)	\$0.00	\$0.00	\$0.00	\$0.00	\$61.77	\$63.23	

ELEMENTARY LEARNING													Actual Expenses:		Remaining Budget
Budget:	Jan	Feb	March	April	May	June	July	Aug	Sept	Oct	Nov	Dec	TOTAL		
FaithTrek materials	\$300		\$19.44	\$17.06			\$76.87	\$33.99					\$147.36	\$152.64	
Youth activities/Family events	\$150			\$4.26		\$12.03		\$111.75					\$161.29	-\$11.29	
Bible/Communion classes	\$100				\$10.67								\$10.67	\$89.33	
VBS	\$550					\$49.98	\$211.51	\$330.08					\$591.57	-\$41.57	
Camp	\$150							\$150.00					\$150.00	\$0.00	
\$1,250	\$0.00	\$19.44	\$21.32	\$0.00	\$43.92	\$62.01	\$288.38	\$625.82	\$0.00	\$0.00	\$0.00	\$0.00	\$1,060.89	\$189.11	

MIDDLE SCHOOL LEARNING													Actual Expenses:		Remaining Budget
Budget:	Jan	Feb	March	April	May	June	July	Aug	Sept	Oct	Nov	Dec	TOTAL		
Confirmation	\$1,775	\$50.45		\$54.45	\$234.14								\$339.04	\$1,435.96	
Youth activities/Family events	\$450	\$135.00		\$73.06	\$80.88	\$75.41		\$207.75					\$572.10	-\$122.10	
MSL materials	\$125						\$58.75						\$58.75	\$66.25	
Accompaniment trips/Gatherings	\$1,400		\$350.00	\$350.00	\$350.00	\$350.00							\$1,400.00	\$0.00	
\$3,750	\$185.45	\$0.00	\$423.06	\$404.45	\$665.02	\$425.41	\$58.75	\$207.75	\$0.00	\$0.00	\$0.00	\$0.00	\$2,369.89	\$1,380.11	

HIGH SCHOOL LEARNING													Actual Expenses:		Remaining Budget
Budget:	Jan	Feb	March	April	May	June	July	Aug	Sept	Oct	Nov	Dec	TOTAL		
Graduating Seniors	\$300		\$223.88		\$78.54	\$166.43							\$468.85	-\$168.85	
Youth activities/Family events	\$650		\$73.06	\$50.66	\$83.94	\$77.99		(\$33.25)					\$252.40	\$397.60	
HSL materials	\$150	\$66.95											\$66.95	\$83.05	
Accompaniment trips/Gatherings	\$6,000		\$1,500.00	\$1,500.00	\$1,500.00	\$1,500.00							\$6,000.00	\$0.00	
\$7,100	\$66.95	\$0.00	\$1,796.94	\$1,550.66	\$1,662.48	\$1,744.42	\$0.00	(\$33.25)	\$0.00	\$0.00	\$0.00	\$0.00	\$6,788.20	\$311.80	

ADULT LEARNING													Actual Expenses:		Remaining Budget
Budget:	Jan	Feb	March	April	May	June	July	Aug	Sept	Oct	Nov	Dec	TOTAL		
Adult ed	\$250	\$246.55		\$271.19	(\$156.61)	\$33.25	\$12.04	\$391.40	\$132.15				\$929.97	-\$679.97	
Young professionals	\$50												\$0.00	\$50.00	
English tutoring	\$25												\$0.00	\$25.00	
Senior ministry	\$100												\$0.00	\$100.00	
\$425	\$246.55	\$0.00	\$271.19	(\$156.61)	\$33.25	\$12.04	\$391.40	\$132.15	\$0.00	\$0.00	\$0.00	\$0.00	\$929.97	-\$504.97	

LEARNING BUDGET TOTAL													Actual Expenses:		Remaining Budget
Budget:	Jan	Feb	March	April	May	June	July	Aug	Sept	Oct	Nov	Dec	TOTAL		
\$12,650	\$498.95	\$19.44	\$2,516.77	\$1,798.50	\$2,437.92	\$2,243.88	\$796.04	\$899.22	\$0.00	\$0.00	\$0.00	\$0.00	\$11,210.72	\$1,439.28	
													88.6%	11.4%	
													% of total budget	% of total budget	

8/31/2022

MEMORIAL FUND

1,080.10	John Christensen (remaining)
245.00	Dale Flotree
898.28	Randy Bailey (remaining)
3,895.00	Ron Reineke
1,425.00	Doug Zatechka (remaining)
1,215.00	Terry Clementson (remaining)
545.00	Bill Tesar
1,069.00	Elva Mares (remaining)
725.00	Marlene Stelling
10,725.00	Sharon Seagren
980.00	Jerry Tharp
32.85	interest
\$22,835.23	BALANCE

last receipt:

Dec-09
Feb-16
Jan-16
May-16
Mar-19
Nov-19
Feb-20
Mar-21
Nov-21
May-22
Aug-22

Contact:

Jan Christensen
Jeannene Flotree / Sharon Pilus
Judy Bailey
Julie Reineke
Jane Zatechka
Karen Clementson
Carol Tesar
Jan Modica
Karen Stelling
Tracy Way
Jeanine Lytton

plant stand(s)

chapel needs
picture archiving
Youth Programs

THRIVENT CHOICE

8/31/2022

Receipts:

2010	772.00
2011	4,184.00
2012	4,925.00
2013	3,992.00
2014	4,980.00
2015	3,767.00
2016	3,573.00
2017	930.00
2018	2,353.00
2019	1,745.00
2020	2,651.00
2021	967.00
2022	1,438.00
	<u>\$36,277.00</u>

Interest to-date:

\$174.67

Disbursements to-date:

2012

outdoor activity area (1,873.25)

2013

adjust inventory value - FLC t-shirts/bags/sweatshirts (800.61)

AV equipment purchased April 2012 (798.66)

2014

mortgage pre-payment (4,000.00)

2016

Staff/Council appreciation dinner (Associate Pastor vacancy) (892.36)

2017

10 pictures/frames for outgoing 2016 & 2017 Council members (400.00)

Judy Batterman retirement gift (429.61)

Bonita Johnsen retirement gift (500.00)

Heidi Widner gift (going to seminary) (400.00)

Dan Warnes 30th anniversary ordination gift (250.00)

Funds transferred to balance Fund I operating budget (6,356.50)

2018

Funds transferred to balance Fund I operating budget (7,000.00)

2019

Funds transferred to balance Fund I operating budget (4,272.58)

2021

NLOM - Summer Ministry Team Leader sponsorship (750.00)

Dimensions Explore Outdoor classroom - replenish sand/rocks/etc. (581.42)

2022

Purchase of front gathering and commons furniture (1,000.00)

(\$30,304.99)

BALANCE

\$6,146.68

PASTOR DISCRETIONARY FUND

8/31/2022

Contributions to-date	\$69,785.91	
Interest to-date	\$1,061.36	
Disbursements to-date	<u>(\$65,112.75)</u>	
Balance		<u>\$5,734.52</u>

8/31/2022 Continuing Ed / Professional Expense / Staff Development

ERIN		<u>\$1,000.00</u>		CONTINUING EDUCATION	
	February	(\$791.75)			
	April	(\$717.59)			
	May	(\$239.90)			
	June	\$749.24			
		<u>\$0.00</u>		Remaining	
		<u>\$500.00</u>		PROFESSIONAL EXPENSE	
	June	(\$70.00)			
	July	(\$73.70)			
	August	(\$55.35)			
		<u>\$300.95</u>		Remaining	
SUSANNA		<u>\$83.33</u>		CONTINUING EDUCATION	Jan - Feb 2022
		<u>\$83.33</u>		Remaining	
		<u>carry-over from 2021</u>	\$283.33		
		<u>\$41.67</u>		PROFESSIONAL EXPENSE	Jan - Feb 2022
		<u>\$41.67</u>		Remaining	
SUZANNE		<u>\$212.52</u>		CONTINUING EDUCATION	Mar 21 - Sept 20 2022
		<u>\$212.52</u>		Remaining	
		<u>\$124.98</u>		PROFESSIONAL EXPENSE	Mar 21 - Sept 20 2022
		<u>\$124.98</u>		Remaining	
MASAKO		<u>\$1,000.00</u>		CONTINUING EDUCATION	
		<u>\$1,000.00</u>		Remaining	
		<u>carry-over from 2017</u>	\$385.00		
		<u>carry-over from 2018</u>	\$1,000.00		
		<u>carry-over from 2019</u>	\$1,000.00		
		<u>carry-over from 2020</u>	\$779.46		
		<u>carry-over from 2021</u>	\$1,000.00		
	<u>\$100.00</u>		PROFESSIONAL EXPENSE		
	<u>\$100.00</u>		Remaining		
SHARON		<u>\$1,000.00</u>		CONTINUING EDUCATION	
	March	(\$647.20)			
		<u>\$352.80</u>		Remaining	
		<u>carry-over from 2021</u>	\$462.01		
		<u>\$100.00</u>		PROFESSIONAL EXPENSE	
April	(\$57.95)				
	<u>\$42.05</u>		Remaining		
KATHLEEN		<u>\$1,000.00</u>		CONTINUING EDUCATION	
		<u>\$1,000.00</u>		Remaining	
		<u>carry-over from 2020</u>	\$83.33		
		<u>carry-over from 2021</u>	\$990.00		
		<u>\$100.00</u>		PROFESSIONAL EXPENSE	
	<u>\$100.00</u>		Remaining		
STAFF DEVELOPMENT		<u>\$350.00</u>			
	July	(\$119.78)			
	<u>\$230.22</u>		Remaining		

8/31/2022

COLUMBARIUM RECAP

<u>Receipts:</u>		<u>Receipts:</u>		<u>Receipts:</u>	
	<u>2006</u>		<u>2012</u>		<u>2018</u>
\$4,000.00	June	\$450.00	January	\$2,000.00	April
2,000.00	July	1,000.00	August	2,000.00	August
3,000.00	August		<u>2013</u>	2,500.00	December
2,000.00	September	2,000.00	September		<u>2019</u>
	<u>2007</u>		<u>2014</u>	1,000.00	February
5,000.00	April	100.00	March	3,000.00	August
2,000.00	August	1,000.00	May	3,000.00	October
2,000.00	October	2,000.00	June		<u>2020</u>
	<u>2008</u>	4,000.00	August	2,000.00	January
150.00	March		<u>2015</u>	3,000.00	May
3,250.00	June	250.00	October	3,000.00	September
100.00	July	1,750.00	November		<u>2021</u>
1,850.00	August		<u>2016</u>	2,000.00	April
1,150.00	September	2,000.00	January	100.00	May
110.00	October	4,000.00	March	1,000.00	June
	<u>2009</u>	1,000.00	June	2,000.00	August
1,000.00	February	2,750.00	August		<u>2022</u>
1,000.00	March	750.00	October		
2,000.00	July	300.00	December		
2,350.00	November		<u>2017</u>		
	<u>2010</u>	2,000.00	February		
750.00	July	2,500.00	March		
200.00	October	2,000.00	April		
	<u>2011</u>	3,500.00	July		
2,000.00	April	495.00	September		
1,000.00	September				
2,000.00	October				
1,000.00	December				
				<u>\$100,355.00</u>	

Interest to-date: \$626.19

Disbursements:

(9,094.60)	columbarium (32 niches)
(14,308.05)	columbarium addition (40 niches)
(16,441.31)	columbarium addition (40 niches)
(17,925.03)	columbarium addition (40 niches)
(1,122.85)	Plaque / name plates / engraving
0.00	Granite slab/footings (\$1,674.06) reimbursed by Lee & Kay Rockwell 9-2-2007
0.00	Bronze cross (\$4,314.00 + \$85.00 shipping) paid from Dave Mares memorial fund
(1,493.76)	Landscaping
(330.00)	Courtyard benches (3)
(750.00)	Jan Christensen - deposit refund Aug 2009
(500.00)	Dennis Jackson - deposit refund March 2010
(1,245.00)	Hy-Electric - cross lighting Jan 2013
(300.00)	Flipbook software (Tom Tiedgen)
(135.00)	Reifenrath Remodeling - granite removal Oct 2016
(2,385.00)	Midwest Granite Nov 2016
(250.35)	Hy-Electric - move LED lighting controls Nov 2016
<u>(\$66,280.95)</u>	

BALANCE **\$34,700.24**

SABBATICAL FUND**8/31/2022****Receipts:**

2000		from surplus	\$5,383.00
2001		from surplus	\$5,001.00
2007		from surplus	\$7,500.00
2010	(Pastor Brian Maas)	Lilly Endowment	\$40,956.00
			<u>\$58,840.00</u>

Interest to-date:\$777.92**Disbursements to-date:**

<u>2008</u>			
Bonita Johnsen			(2,885.34)
<u>2011</u>			
Brian Maas			(41,099.62)
<u>2014</u>			
Aaron Erdley			(2,508.68)
<u>2017</u>			
Sunni Richardson			(1,734.53)
			<u>(\$48,228.17)</u>

BALANCE**\$11,389.75**

MINISTRY INITIATIVE FUND**8/31/2022**

\$30,687.61	Initial deposit from 2007 surplus
5,476.40	Deposit from 2008 surplus
4,818.76	Deposit from 2010 surplus
6,860.89	Transfer from Hagstrom Fund December 2011
150.00	Gubser wedding May 2012
57,003.89	Transfer from Bennetch Fund May 2013
<u>57,003.89</u>	
<u>\$104,997.55</u>	
<u>\$960.37</u>	Interest to-date
	<u>Disbursements to-date:</u>
(7,612.64)	Vicar Jody Rice salary/taxes/mileage Aug - Dec 2008
(1,547.18)	Library project
(1,971.93)	First Friday Jazz
(1,310.65)	2008 Photo directory (\$745.00 receipts less \$2,055.65 expenses)
(18,848.00)	Transfer to 2009 Fund I budget
(157.47)	Youth room lighting (for new projector)
(1,024.98)	55" flat screen TV/wall mount bracket for commons area
(712.97)	Dell laptop computer
(223.51)	Vicar Sara Timian utilities Aug - Dec 2010
(224.25)	Hertz Furniture (tables)
(275.00)	NAEYC seminar Nov 2013 Preschool Director Lisa Staab
(500.00)	Backpack Program
(3,000.00)	Creation Care Ministry (\$3,000 approved August 2014)
(1,300.00)	Peer Ministry Leadership Training (\$1,300 approved September 2014)
(870.43)	Divorce Care Ministry (\$1,000 approved August 2014)
(6,851.00)	to clear Pre-school negative cash balance (September 2014)
0.00	Peer Ministry @ NWU (\$2,750 approved January 2015)
0.00	Scientists in Congregations (\$2,335 approved January 2015)
(750.00)	Stephen Ministry "Journeying Through Grief" books (\$750 approved March 2015)
(32,207.92)	CBS Signs - digital sign (\$31,602 + installation approved March 2015)
(3,828.16)	Activity Center sound system (\$5,000 approved September 2015)
(4,970.00)	Storyhook (FLC branding project - phase 1 \$4,970 approved September 2016)
(4,970.00)	Storyhook (FLC branding project - phase 2 \$4,970 approved March 2017)
<u>(4,970.00)</u>	
<u>(\$93,156.09)</u>	
<u>\$12,801.83</u>	BALANCE

SEMINARY SCHOLARSHIP FUND**8/31/2022****Receipts:**

pre-1998 receipts	\$2,000.00
from 1998 surplus	2,500.00
from 1999 surplus	2,000.00
from 2000 surplus	2,000.00
from 2001 surplus	4,448.00
Hagstrom fund transfer Dec 2011	13,721.78
Jan 2012 - combined seminary scholarship funds from Hagstrom request	7,886.08
July 2020 - transfer Dan Warnes unspent continuing education funds	2,657.20
Feb 2022 - transfer Steve Griffith & Bill Peterson unspent continuing education funds	1,600.43
	<u>\$38,813.49</u>

Interest to-date:**\$370.98****Disbursements to-date:**

<u>2000</u>	February	Katherine Shaner	(1,250.00)
	August	Heather Grell	(1,000.00)
<u>2001</u>	April	Katherine Shaner	(1,500.00)
	September	Heather Grell	(2,000.00)
<u>2002</u>	March	Katherine Shaner	(1,500.00)
	September	Heather Grell	(1,000.00)
<u>2003</u>	August	Katherine Shaner	(2,500.00)
	Aug & Nov	Heather Grell	(1,350.00)
<u>2004</u>	May	Katherine Shaner	(1,000.00)
<u>2012</u>	September	Barb Oshlo	(3,000.00)
<u>2013</u>	August	Barb Oshlo	(3,000.00)
<u>2015</u>	August	Barb Oshlo	(3,000.00)
<u>2018</u>	May & Dec	Heidi Youngquist	(6,000.00)
<u>2019</u>	August	Heidi Youngquist	(3,000.00)
<u>2020</u>	August	Heidi Youngquist	(1,000.00)
<u>2022</u>	Feb & Jul	Bol Ngok	(120.00)
			<u>(\$32,220.00)</u>

BALANCE**\$6,964.47**

<u>Total by person:</u>		<u># of</u>
		<u>payments</u>
Katherine Shaner	\$7,750.00	5
Heather Grell	\$5,350.00	5
Barb Oshlo	\$9,000.00	3
Heidi Youngquist	\$10,000.00	4
Bol Ngok	\$120.00	2
	<u>\$32,220.00</u>	

'SIMPLY GIVING' RECEIPTS

2022

	<u>TOTAL</u>	<u>Jan</u>	<u>Feb</u>	<u>March</u>	<u>April</u>	<u>May</u>	<u>June</u>	<u>July</u>	<u>Aug</u>	<u>Sept</u>	<u>Oct</u>	<u>Nov</u>	<u>Dec</u>
Fund I													
Envelope Receipts - chkg acct	\$166,036.97	\$22,428.27	\$20,983.10	\$19,538.10	\$20,353.10	\$21,161.60	\$19,243.10	\$22,391.60	\$19,938.10				
Envelope Receipts - credit card	\$10,370.00	\$1,990.00	\$940.00	\$1,320.00	\$1,240.00	\$1,040.00	\$1,100.00	\$1,240.00	\$1,500.00				
% of total Envelope Receipts	30.6%	31.3%	34.3%	31.2%	32.7%	26.8%	24.9%	26.7%	43.8%				
Fund II													
Capital Campaign - chkg acct	\$14,686.64	\$1,835.83	\$2,105.83	\$1,690.83	\$1,810.83	\$1,810.83	\$1,810.83	\$1,810.83	\$1,810.83				
Capital Campaign - credit card	\$1,200.00	\$100.00	\$100.00		\$1,000.00								
Food Pantry	\$1,070.00	\$100.00	\$100.00	\$190.00	\$80.00	\$200.00	\$80.00	\$300.00	\$20.00				
World Hunger	\$1,440.00	\$255.00	\$455.00	\$55.00	\$55.00	\$55.00	\$55.00	\$255.00	\$255.00				
Pastor's Discretionary	\$495.00	\$125.00	\$25.00	\$125.00	\$25.00	\$125.00	\$45.00		\$25.00				
FaithTrek youth	\$400.00	\$50.00	\$50.00	\$50.00	\$50.00	\$50.00	\$50.00	\$50.00	\$50.00				
Matt Talbot	\$820.00	\$50.00	\$50.00	\$90.00	\$130.00	\$150.00	\$130.00	\$150.00	\$70.00				
Afghan refugees	\$420.00			\$40.00	\$80.00	\$100.00	\$80.00	\$100.00	\$20.00				
Building use (outside users)	\$168.00	\$37.00	\$30.00	\$49.00	\$52.00								
Youth Fund							\$165.00	\$150.00					
Total Simply Giving Receipts	\$197,106.61	\$26,971.10	\$24,838.93	\$23,147.93	\$24,875.93	\$24,692.43	\$22,758.93	\$26,447.43	\$23,688.93	\$0.00	\$0.00	\$0.00	\$0.00

<u>Simply Giving</u>	<u>2013</u>	<u>2014</u>	<u>2015</u>	<u>2016</u>	<u>2017</u>	<u>2018</u>	<u>2019</u>	<u>2020</u>	<u>2021</u>	<u>8 mos. 2022</u>
Envelope Receipts - chkg acct	\$249,416.96	\$268,699.96	\$277,387.77	\$302,546.10	\$339,781.00	\$352,742.00	\$350,324.33	\$303,424.88	\$265,740.54	\$166,036.97
Envelope Receipts - credit card	\$0.00	\$0.00	\$0.00	\$0.00	\$467.00	\$4,441.27	\$1,600.00	\$20,350.00	\$14,455.00	\$10,370.00
% of total Envelope Receipts	27.3%	28.9%	29.9%	32.1%	34.8%	36.9%	37.0%	35.5%	32.3%	30.6%

FUND II BENEVOLENCE GIVING

2022

	<u>TOTAL</u>	<u>Jan</u>	<u>Feb</u>	<u>March</u>	<u>April</u>	<u>May</u>	<u>June</u>	<u>July</u>	<u>Aug</u>	<u>Sept</u>	<u>Oct</u>	<u>Nov</u>	<u>Dec</u>
Gifts of Hope	\$0.00												
Food Pantry/World Hunger	\$3,410.00	\$405.00	\$555.00	\$345.00	\$235.00	\$305.00	\$135.00	\$1,105.00	\$325.00				
FLC Endowment Fund	\$3,312.95		\$860.00	\$951.94	\$10.00	\$928.08		\$562.93					
Social ministry discretionary	\$0.00												
Pastor's discretionary fund	\$520.00	\$125.00	\$25.00	\$125.00	\$25.00	\$125.00	\$45.00		\$50.00				
BackPack program	\$350.00		\$350.00										
Lent meals	\$259.00				\$259.00								
Advent meals	\$0.00												
Matt Talbot	\$820.00	\$50.00	\$50.00	\$90.00	\$130.00	\$150.00	\$130.00	\$150.00	\$70.00				
Youth Faith Trek program	\$400.00	\$50.00	\$50.00	\$50.00	\$50.00	\$50.00	\$50.00	\$50.00	\$50.00				
Kicks for Kids (cash donations)	\$1,100.00	\$1,000.00		\$100.00									
CROP	\$0.00												
Centerpointe	\$70.00			\$20.00	\$50.00								
Ukraine assistance (LWR)	\$5,674.21			\$2,110.00	\$3,514.21	\$50.00							
Synod disaster relief	\$0.00												
Peoples City Mission	\$175.00			\$100.00	\$25.00	\$50.00							
Lutheran World Relief	\$1,041.00	\$50.00			\$70.00			\$921.00					
Afghan refugees (cash donations)	\$5,990.00	\$150.00		\$60.00	\$180.00	\$600.00	\$3,230.00	\$1,700.00	\$70.00				
Immigrant Support Fund	\$50.00								\$50.00				
UNL Lutheran Center	\$100.00						\$100.00						
Friendship Home	\$500.00							\$500.00					
Tabitha Meals on Wheels	\$500.00							\$500.00					
Noisy Offerings	\$841.12	\$46.33	\$53.49	\$70.20	\$133.46	\$86.19	\$43.00	\$125.93	\$282.52				
		Food Pantry	Barnabas Community	Lakota Lutheran Center	Ukraine Assistance (LWR)	Lutheran Family Services	Tabitha Living Comm.	NE Lutheran Outdoor Minis.	Shelby Reidman YAGM				
TOTAL	\$25,113.28	\$1,876.33	\$1,943.49	\$4,022.14	\$4,681.67	\$2,344.27	\$3,733.00	\$5,614.86	\$897.52	\$0.00	\$0.00	\$0.00	\$0.00